


# LAMPIRAN

### Lampiran 1. Identitas responden usahatani kubis lahan kering (Desa Gisting Atas)

No.	Nama	Umur (thn)	Luas lahan (ha)	Pendidikan formal	Lama pendidikan (thn)	Pekerjaan sampingan	Suku	Pengalaman usahatani (thn)	Jumlah tanggungan keluarga	Jenis sampel
1	Wagio	38	0.250	Tamat SD	6	Peternak	Jawa	10	3	Lahan Kering
2	Mujianto	39	0.500	Tamat SD	6	-	Jawa	10	3	Lahan Kering
3	Antoni Sukirno	50	0.500	Tamat SMA	12	-	Jawa	20	5	Lahan Kering
4	Tugiman	46	0.250	Tamat SD	6	-	Jawa	25	5	Lahan Kering
5	Jianto	36	0.500	Tamat SD	6	Peternak	Jawa	10	2	Lahan Kering
6	Sugio	40	0.500	Tidak Tamat SD	5	Buruh Tani	Jawa	20	3	Lahan Kering
7	Kukuh Rianto	42	0.325	Tamat SD	6	Peternak	Jawa	22	3	Lahan Kering
8	Usuf	45	0.250	Tamat SD	6	-	Jawa	20	4	Lahan Kering
9	Ahmad Yani	40	0.500	Tamat SD	6	-	Jawa	12	3	Lahan Kering
10	Tukiran	50	0.250	Tamat SD	6	-	Jawa	20	3	Lahan Kering
11	Jeni	31	0.500	Tamat SMP	9	-	Jawa	12	2	Lahan Kering
12	Slamet	59	0.250	Tamat SMP	9	-	Jawa	39	2	Lahan Kering
13	Kasno	50	0.250	Tamat SD	6	-	Jawa	20	4	Lahan Kering
14	Sarno	50	0.250	Tidak Tamat SD	4	-	Jawa	20	5	Lahan Kering
15	Suharti	40	0.500	Tamat SMP	9	-	Jawa	10	4	Lahan Kering
16	Boimin	45	0.250	Tamat SD	6	-	Jawa	25	5	Lahan Kering
17	Triyono	44	0.250	Tamat SMA	12	Pengusaha	Jawa	25	3	Lahan Kering
18	Miskan	43	0.500	Tamat SD	6	-	Jawa	26	3	Lahan Kering
19	Joko	30	0.250	Tamat SMP	9	-	Jawa	7	2	Lahan Kering
20	Surgiyanto	43	0.250	Tamat SMA	12	-	Jawa	20	4	Lahan Kering
21	Ambaryoko	38	0.500	Tamat SMA	12	-	Jawa	15	3	Lahan Kering
22	Bambang Rianto	30	0.250	Diploma	15	-	Jawa	4	3	Lahan Kering
23	Aminudin	51	0.250	Tamat SD	6	-	Jawa	29	1	Lahan Kering
24	Supardi	51	0.250	Tidak Tamat SD	0	-	Jawa	20	4	Lahan Kering
25	Leo	39	0.500	Tamat SD	6	-	Jawa	20	3	Lahan Kering
26	Joko Mulyono	40	0.500	Tamat SD	6	Peternak	Jawa	14	4	Lahan Kering
27	Sutardi	48	0.250	Tamat SMP	9	-	Jawa	25	4	Lahan Kering
28	Jimun	48	0.250	Tamat SD	6	-	Jawa	25	2	Lahan Kering
29	Slamet	46	0.250	Tidak Tamat SD	4	-	Jawa	20	3	Lahan Kering
30	Agung Triono	24	0.250	Tamat SMA	12	-	Jawa	7	2	Lahan Kering
31	Rudianto	20	0.500	Tamat SMA	12	-	Jawa	3	4	Lahan Kering
32	Mursidi	43	0.250	Tamat SD	6	-	Jawa	15	5	Lahan Kering
33	Yono	39	0.125	Tidak Tamat SD	4	-	Jawa	20	3	Lahan Kering
34	Kaulan	50	0.250	Tidak Tamat SD	0	-	Jawa	30	3	Lahan Kering
35	Prayit	27	0.105	Tamat SMA	12	Pedagang	Jawa	5	2	Lahan Kering
36	Sebo	30	0.250	Tamat SMP	9	-	Jawa	10	3	Lahan Kering
37	Sukis	47	0.250	Tamat SD	6	Peternak	Jawa	20	2	Lahan Kering
38	Marbun	36	0.250	Tamat SMP	9	-	Jawa	15	3	Lahan Kering
39	Supri	29	0.250	Tamat SMP	9	-	Jawa	7	2	Lahan Kering
40	Teguh	29	0.250	Tamat SD	6	-	Jawa	10	3	Lahan Kering
41	Mulyadi	51	0.125	Tidak Tamat SD	4	-	Jawa	30	1	Lahan Kering
42	Wahyudi	31	0.090	Tamat SMA	12	Peternak	Jawa	8	3	Lahan Kering
43	Senun	35	0.250	Tamat SMP	9	-	Jawa	8	2	Lahan Kering
44	Mukhsin	39	0.250	Tamat SD	6	-	Jawa	10	5	Lahan Kering



## Lampiran 2. Penguasaan lahan petani pada usahatani kubis lahan kering (Desa Gisting Atas)

No	Nama	Luas Lahan (ha)	Status Kepemilikan Lahan			Biaya Lahan ( per ha/tahun)	Total Biaya Lahan	Total Biaya Satu Kali Tanam
			Milik Sendiri	Sewa	Lainnya			
1	Wagio	0.250	√			3000000	750000	250000.00
2	Mujianto	0.500		√		3000000	1500000	500000.00
3	Antoni Sukirno	0.500	√			4000000	2000000	666666.67
4	Tugiman	0.250	√			3000000	750000	250000.00
5	Jianto	0.500		√		4000000	2000000	666666.67
6	Sugio	0.500	√			2000000	1000000	333333.33
7	Kukuh Rianto	0.325		√		2666667	866667	288888.93
8	Usuf	0.250	√			5000000	1250000	416666.67
9	Ahmad Yani	0.500	√			4000000	2000000	666666.67
10	Tukiran	0.250	√			4000000	1000000	333333.33
11	Jeni	0.500	√			3000000	1500000	500000.00
12	Slamet	0.250	√			8000000	2000000	666666.67
13	Kasno	0.250	√			5000000	1250000	416666.67
14	Sarno	0.250		√		2000000	500000	166666.67
15	Suharti	0.250	√			3000000	750000	250000.00
16	Boimin	0.250	√			3000000	750000	250000.00
17	Triyono	0.250	√			4000000	1000000	333333.33
18	Miskan	0.500	√			5000000	2500000	833333.33
19	Joko	0.250	√			4000000	1000000	333333.33
20	Surgiyanto	0.250	√			4000000	1000000	333333.33
21	Ambaryoko	0.500		√		3000000	1500000	500000.00
22	Bambang Rianto	0.250		√		5000000	1250000	416666.67
23	Aminudin	0.250	√			4000000	1000000	333333.33
24	Supardi	0.250	√			4000000	1000000	333333.33
25	Leo	0.500		√		10000000	5000000	1666666.67
26	Joko Mulyono	0.500	√			4000000	2000000	666666.67
27	Sutardi	0.250	√			4000000	1000000	333333.33
28	Jimun	0.250	√			9600000	2400000	800000.00
29	Slamet	0.250	√			8000000	2000000	666666.67
30	Agung Triono	0.250	√			3000000	750000	250000.00
31	Rudianto	0.500	√			4000000	2000000	666666.67
32	Mursidi	0.250		√		4000000	1000000	333333.33
33	Yono	0.125	√			4000000	500000	166666.67
34	Kaulan	0.250		√		8000000	2000000	666666.67
35	Prayit	0.105	√			4000000	420000	140000.00
36	Sebo	0.250		√		8000000	2000000	666666.67
37	Sukis	0.250		√		6000000	1500000	500000.00
38	Marbun	0.250	√			8000000	2000000	666666.67
39	Supri	0.250	√			4000000	1000000	333333.33
40	Teguh	0.250		√		6000000	1500000	500000.00
41	Mulyadi	0.125	√			6000000	750000	250000.00
42	Wahyudi	0.090	√			6000000	540000	180000.00
43	Senun	0.250		√		8000000	2000000	666666.67
44	Mukhsin	0.250		√		8000000	2000000	666666.67
<b>Jumlah</b>		13.27				214266667.00	62476666.78	20825555.59
<b>Rata-rata</b>		0.30				4869696.98	1419924.24	473308.08



**Lampiran 3. Biaya produksi pada usahatani kubis lahan kering (Desa Gisting Atas)**

No	Nama Responden	Varietas Kubis	Benih			Pupuk											
			Jml (g)	Harga	Biaya	Urea			NPK Phonska			Za		Kandang			
						Jml(kg)	Harga	Biaya	Jml(kg)	Harga	Biaya	Jml(kg)	Harga	Biaya	Jml(kg)	Harga	Biaya
1	Wagio	Grand 22	30	3000	90000	150	2500	375000	150	3500	525000	0	0	0	500	200	100000
2	Mujianto	Grand 22	75	3000	225000	100	1800	180000	150	2600	390000	0	0	0	500	400	200000
3	Antoni S.	Grand 22	75	3000	225000	0	0	0	175	2600	455000	175	1800	315000	500	680	340000
4	Tugiman	Grand 22	30	3000	90000	0	0	0	50	2500	125000	50	1900	95000	250	640	160000
5	Jianto	Grand 22	90	3000	270000	0	0	0	400	2600	1040000	200	1700	340000	2000	390	780000
6	Sugio	Grand 22	75	3333	250000	0	0	0	125	2600	325000	125	1800	225000	1250	400	500000
7	Kukuh R.	Grand 22	45	3000	135000	0	0	0	200	2600	520000	50	1800	90000	250	400	100000
8	Usuf	Grand 22	45	2667	120000	0	0	0	300	2600	780000	300	1800	540000	750	240	180000
9	Ahmad Yani	Grand 22	75	3200	240000	0	0	0	0	0	0	0	0	0	1000	400	400000
10	Tukiran	Grand 22	45	3000	135000	0	0	0	100	2500	250000	100	1700	170000	1000	560	560000
11	Jeni	Grand 22	90	3667	330000	0	0	0	200	2600	520000	200	1600	320000	1250	480	600000
12	Slamet	Grand 22	60	3333	200000	0	0	0	100	2500	250000	100	1900	190000	500	800	400000
13	Kasno	Grand 22	60	3133	188000	0	0	0	200	2600	520000	100	1700	170000	1250	1000	1250000
14	Sarno	Kapal	60	2333	140000	0	0	0	0	0	0	50	1600	80000	500	400	200000
15	Suharti	Grand 22	60	3667	220000	0	0	0	150	3700	555000	0	0	0	750	240	180000
16	Boimin	Grand 22	60	3067	184000	0	0	0	150	2700	405000	100	1900	190000	500	600	300000
17	Triyono	Grand 22	90	3000	270000	0	0	0	0	0	0	200	1700	340000	500	400	200000
18	Miskan	Grand 22	75	2800	210000	0	0	0	50	2500	125000	50	2200	110000	2500	240	600000
19	Joko	Grand 22	45	3333	150000	0	0	0	50	2600	130000	50	1800	90000	500	400	200000
20	Surgiyanto	Grand 22	45	2800	126000	0	0	0	100	2600	260000	0	0	0	750	400	300000
21	Ambaryoko	Grand 22	105	3200	336000	0	0	0	300	2520	756000	100	1800	180000	1000	480	480000
22	Bambang R	Grand 22	60	3200	192000	0	0	0	50	2500	125000	50	1800	90000	875	200	175000
23	Aminudin	Grand 22	30	2800	84000	0	0	0	100	2500	250000	50	1800	90000	375	200	75000
24	Supardi	Grand 22	60	3000	180000	100	1800	180000	0	0	0	0	0	0	1250	400	500000
25	Leo	Grand 22	60	4433	266000	0	0	0	0	0	0	350	1600	560000	1500	480	720000
26	Joko M	Grand 22	60	3200	192000	0	0	0	200	2600	520000	100	1800	180000	1000	400	400000
27	Sutardi	Grand 22	60	3000	180000	0	0	0	150	2600	390000	150	1800	270000	500	800	400000
28	Jimun	Grand 22	45	3333	150000	0	0	0	125	2300	287500	125	2000	250000	500	400	200000
29	Slamet	Grand 22	60	3000	180000	0	0	0	0	0	0	100	1700	170000	500	400	200000
30	Agung T	Grand 22	60	3667	220000	0	0	0	100	2600	260000	100	1600	160000	750	480	360000
31	Rudianto	Grand 22	90	3000	270000	0	0	0	200	2600	520000	200	1800	360000	1250	480	600000
32	Mursidi	Grand 22	69	2609	180000	0	0	0	150	2200	330000	50	1900	95000	750	480	360000
33	Yono	Grand 22	30	3333	100000	50	2000	100000	25	2400	60000	0	0	0	250	400	100000
34	Kaulan	Grand 22	75	3000	225000	100	2200	220000	100	2200	220000	50	1960	98000	875	320	280000
35	Prayit	Grand 22	30	3000	90000	25	1800	45000	25	2500	62500	20	1900	38000	250	320	80000
36	Sebo	Grand 22	60	3000	180000	100	2200	220000	100	2400	240000	0	0	0	500	320	160000
37	Sukis	Grand 22	60	2667	160000	0	0	0	100	2600	260000	50	1800	90000	750	480	360000
38	Marbun	Grand 22	75	3000	225000	0	0	0	50	2600	130000	50	1800	90000	750	480	360000
39	Supri	Grand 22	60	3000	180000	0	0	0	50	2600	130000	50	1800	90000	625	600	375000
40	Teguh	Grand 22	90	3000	270000	150	2200	330000	50	2400	120000	0	0	0	500	240	120000
41	Mulyadi	Grand 22	30	3000	90000	50	2200	110000	25	2600	65000	0	0	0	250	360	90000
42	Wahyudi	Grand 22	15	3333	50000	20	2200	44000	15	2500	37500	0	0	0	375	360	135000
43	Senun	Grand 22	60	3000	180000	0	0	0	50	2500	125000	50	1900	95000	1000	240	240000
44	Mukhsin	Grand 22	45	3000	135000	0	0	0	100	2500	250000	0	0	0	750	400	300000
<b>Jumlah</b>			2619.00	136108.70	8113000.00	845.00	20900.00	1804000.00	4715.00	98120.00	12313500.00	3495.00	57660.00	6171000.00	34125.00	18990.00	14620000.00
<b>Rata-rata</b>			59.52	3093.38	184386.36	19.20	2090.00	41000.00	107.16	2582.11	279852.27	81.28	1801.88	140250.00	775.57	431.59	332272.73



Lampiran 3. Lanjutan

No	Pupuk						Pestisida												
	SP			NPK Bass			Biaya Pupuk (Rp)	Antracol			Ambligo			Amistartop			Biocrone		
	Jml (kg)	Harga	Biaya	Jml (kg)	Harga	Biaya		Jml (kg)	Harga	Biaya	Jml (L)	Harga	Biaya	Jml (L)	Harga	Biaya	Jml (L)	Harga	Biaya
1	0	0	0	0	0	0	1000000	1	100000	100000	0	0	0	0	0	0	0	0	0
2	0	0	0	0	0	0	770000	1	100000	100000	0	0	0	0	0	0	0	0	0
3	0	0	0	0	0	0	1110000	2	100000	200000	0	0	0	0	0	0	0	0	0
4	50	2000	100000	0	0	0	480000	1	100000	100000	0	0	0	0	0	0	0	0	0
5	0	0	0	0	0	0	2160000	1	100000	100000	0	0	0	0.5	460000	230000	0	0	0
6	0	0	0	0	0	0	1050000	0	0	0	0	0	0	1	340000	340000	0	0	0
7	0	0	0	0	0	0	710000	1	100000	100000	0	0	0	0	0	0	0	0	0
8	0	0	0	0	0	0	1500000	2	90000	180000	0	0	0	0	0	0	0	0	0
9	0	0	0	100	8100	810000	1210000	0	0	0	0	0	0	0	0	0	0	0	0
10	100	2200	220000	0	0	0	1200000	2	115000	230000	0	0	0	0	0	0	0	0	0
11	0	0	0	50	7600	380000	1820000	0	0	0	0	0	0	0	0	0	0	0	0
12	100	2300	230000	0	0	0	1070000	2	95000	190000	0	0	0	0	0	0	0	0	0
13	150	2300	345000	0	0	0	2285000	2	120000	240000	0	0	0	0	0	0	0.7	242857	170000
14	50	1900	95000	50	7600	380000	755000	0	0	0	0	0	0	0	0	0	0	0	0
15	0	0	0	0	0	0	735000	1	120000	120000	0	0	0	0	0	0	0	0	0
16	150	2800	420000	0	0	0	1315000	0.5	115000	57500	0	0	0	0	0	0	0	0	0
17	200	2500	500000	100	8000	800000	1840000	1	100000	100000	0	0	0	0	0	0	0	0	0
18	50	1900	95000	25	8000	200000	1130000	0	0	0	0	0	0	0	0	0	0	0	0
19	50	2300	115000	50	8400	420000	955000	1	80000	80000	0	0	0	0.25	360000	90000	0	0	0
20	100	1700	170000	100	8400	840000	1570000	2	75000	150000	0	0	0	0	0	0	0	0	0
21	100	1900	190000	0	0	0	1606000	3	70000	210000	0	0	0	0	0	0	0	0	0
22	0	0	0	50	8200	410000	800000	0	0	0	0	0	0	0	0	0	0	0	0
23	50	2300	115000	0	0	0	530000	1	100000	100000	0	0	0	0	0	0	0	0	0
24	0	0	0	100	9000	900000	1580000	1	100000	100000	0	0	0	0	0	0	0	0	0
25	350	1900	665000	0	0	0	1945000	0	0	0	0.5	320000	160000	0	0	0	0	0	0
26	0	0	0	0	0	0	1100000	1	100000	100000	0	0	0	0	0	0	0	0	0
27	0	0	0	0	0	0	1060000	1	125000	125000	0	0	0	0	0	0	0	0	0
28	0	0	0	0	0	0	737500	1	75000	75000	0	0	0	0.25	360000	90000	0	0	0
29	100	2400	240000	50	8000	400000	1010000	2	120000	240000	0	0	0	0.5	320000	160000	0	0	0
30	0	0	0	50	7600	380000	1160000	0	0	0	0	0	0	0	0	0	0	0	0
31	100	2400	240000	0	0	0	1720000	0	0	0	0	0	0	0	0	0	0	0	0
32	100	2000	200000	0	0	0	985000	0	0	0	0	0	0	0.25	300000	75000	0	0	0
33	25	1800	45000	0	0	0	305000	0	0	0	0	0	0	0	0	0	0	0	0
34	0	0	0	0	0	0	818000	0	0	0	0	0	0	0	0	0	0	0	0
35	0	0	0	0	0	0	225500	0	0	0	0	0	0	0	0	0	0	0	0
36	50	2000	100000	0	0	0	720000	0	0	0	0	0	0	0	0	0	0	0	0
37	0	0	0	25	8400	210000	920000	0	0	0	0.25	320000	80000	0	0	0	0	0	0
38	50	2200	110000	50	8000	400000	1090000	0	0	0	0	0	0	0.125	720000	90000	0	0	0
39	100	2200	220000	0	0	0	815000	0	0	0	0	0	0	0	0	0	0	0	0
40	50	2200	110000	0	0	0	680000	0	0	0	0	0	0	0.125	640000	80000	0	0	0
41	25	1800	45000	0	0	0	310000	0.5	100000	50000	0	0	0	0	0	0	0	0	0
42	0	0	0	0	0	0	216500	0.5	100000	50000	0	0	0	0	0	0	0	0	0
43	0	0	0	25	9000	225000	685000	0	0	0	0	0	0	0	0	0	0	0	0
44	50	2200	110000	25	9000	225000	885000	0.5	115000	57500	0	0	0	0	0	0	0	0	0
Σ	2150.0	49200.00	4680000	850	123300	6980000	46568500	32	2515000	3155000	0.75	640000	240000	3	3500000	1155000	0.70	242857.14	170000
	48.86	2139.13	106363.64	19.32	7706.25	158636.3	1058375	0.74	10060	71704.55	0.02	320000	5454.6	0.07	437500	26250.00	0.02	242857.14	3863.6



Lampiran 3. Lanjutan

No	Pestisida																	
	Bistok			Cadilac			Checkpoint			Curacron			Demolis			Dupon		
	Jml (L)	Harga	Biaya	Jml (kg)	Harga	Biaya	Jml (kg)	Harga	Biaya	Jml (L)	Harga	Biaya	Jml (L)	Harga	Biaya	Jml (L)	Harga	Biaya
1	0	0	0	0	0	0	0	0	0	0	0	0	0	0	0	0	0	0
2	0	0	0	0	0	0	0	0	0	0	0	0	0	0	0	0	0	0
3	0	0	0	0	0	0	0	0	0	0	0	0	0	0	0	0	0	0
4	0	0	0	0	0	0	0	0	0	0.5	95000	47500	0	0	0	0	0	0
5	0	0	0	0	0	0	0	0	0	0	0	0	0	0	0	0	0	0
6	0	0	0	0	0	0	0	0	0	0	0	0	0	0	0	0	0	0
7	0	0	0	0	0	0	0	0	0	0	0	0	0	0	0	0	0	0
8	0	0	0	0	0	0	0	0	0	2	20000	40000	0	0	0	0	0.00	0
9	0	0	0	0	0	0	0	0	0	0	0	0	0	0	0.9	288888.89	260000	0
10	0	0	0	0	0	0	0	0	0	0	0	0.6	90000	54000	0	0.00	0	0
11	0	0	0	0	0	0	0	0	0	0	0	0.6	450000	270000	0	0.00	0	0
12	0	0	0	0	0	0	0	0	0	0	0	0	0	0	0	0.00	0	0
13	0	0	0	0	0	0	0	0	0	0	0	0	0	0	0	0.00	0	0
14	0	0	0	0	0	0	1	180000	180000	0	0	0	0.25	500000	125000	0	0.00	0
15	0	0	0	0	0	0	0	0	0	0	0	0	0	0	0	0.00	0	0
16	0	0	0	0	0	0	0	0	0	1	85000	85000	0	0	0.45	166666.67	75000	0
17	0	0	0	0	0	0	0	0	0	1	100000	100000	0.8	475000	380000	0	0.00	0
18	0	0	0	0	0	0	0	0	0	1	140000	140000	0	0	0	0	0	0
19	0	0	0	0	0	0	0	0	0	1	130000	130000	0	0	0	0	0	0
20	0.25	300000	75000	0	0	0	0	0	0	0	0	0	0	0	0	0	0	0
21	0	0	0	0	0	0	0	0	0	0	0	0	0	0	0	0	0	0
22	0	0	0	1	75000	75000	0	0	0	0.5	220000	110000	0	0	0	0	0	0
23	0	0	0	0	0	0	0	0	0	0.5	190000	95000	0	0	0	0	0	0
24	0	0	0	0	0	0	0	0	0	0.5	190000	95000	0	0	0	0	0	0
25	0	0	0	0	0	0	0	0	0	0	0	0	0	0	0	0	0	0
26	0	0	0	1	50000	50000	0	0	0	0.5	200000	100000	0	0	0	0	0	0
27	0.1	300000	30000	0	0	0	0	0	0	0	0	0	0	0	0	0	0	0
28	0	0	0	0	0	0	0	0	0	1	300000	300000	0	0	0	0	0	0
29	0	0	0	0	0	0	0	0	0	0.5	250000	125000	0	0	0	0	0	0
30	0	0	0	0	0	0	0	0	0	0	0	0.4	450000	180000	0	0	0	0
31	0	0	0	2	75000	150000	0	0	0	0.5	120000	60000	0	0	0	0	0	0
32	0	0	0	0	0	0	0	0	0	0	0	0.2	500000	100000	0	0	0	0
33	0	0	0	0	0	0	0	0	0	0	0	0	0	0	0	0	0	0
34	0	0	0	0	0	0	0	0	0	0	0	0.2	500000	100000	0	0	0	0
35	0.25	300000	75000	0	0	0	0	0	0	0	0	0	0	0	0	0	0	0
36	0	0	0	1	80000	80000	0	0	0	0	0	0	0	0	0	0	0	0
37	0	0	0	0	0	0	1	180000	180000	0	0	0	0	0	0	0	0	0
38	0	0	0	0	0	0	0	0	0	0	0	0.2	500000	100000	0	0	0	0
39	0	0	0	0	0	0	0	0	0	0	0	0	0	0	0	0	0	0
40	0	0	0	0	0	0	0	0	0	0.25	180000	45000	0.2	500000	100000	0	0	0
41	0	0	0	0	0	0	0	0	0	0.5	180000	90000	0	0	0	0	0	0
42	0	0	0	0.5	80000	40000	0	0	0	0	0	0.1	500000	50000	0	0	0	0
43	0	0	0	1	78000	78000	0	0	0	0.5	220000	110000	0	0	0	0	0	0
44	0	0	0	0	0	0	0	0	0	0	0	0	0	0	0	0	0	0
Σ	0.60	900000.00	180000.00	6.50	438000.00	473000.00	2.00	360000.00	360000.00	11.75	2620000.00	1672500.00	3.55	4465000.00	1459000.00	1.35	455555.56	335000.00
χ	0.01	300000.00	4090.91	0.15	73000.00	10750.00	0.05	180000.00	8181.82	0.27	163750.00	38011.36	0.08	446500.00	33159.09	0.03	227777.78	7613.64




Lampiran 3. Lanjutan

No	Pestisida																	
	Dusban			Endure			Gramour			GreenTonik			Gyplo			Golfien		
	Jml (L)	Harga	Biaya	Jml	Harga	Biaya	Jml	Harga	Biaya	Jml (L)	Harga	Biaya	Jml (kg)	Harga	Biaya	Jml (L)	Harga	Biaya
1	0	0	0	0	0	0	0	0	0	0.5	80000	40000	0	0	0	0	0	0
2	0	0	0	0.02	1700000	34000	0	0	0	0.5	100000	50000	0	0	0	0	0	0
3	1	80000	80000	0	0	0	0	0	0	0	0	0	0	0	0	0	0	0
4	0	0	0	0	0	0	0.25	180000	45000	0.25	80000	20000	0	0	0	0	0	0
5	0	0	0	0	0	0	0	0	0	2	80000	160000	0	0	0	0	0	0
6	0	0	0	0.3	1650000	495000	0	0	0	1	80000	80000	0	0	0	0	0	0
7	0	0	0	0	0	0	0	0	0	0.25	80000	20000	0	0	0	0	0	0
8	0	0	0	0	0	0	0	0	0	1	104000	104000	0	0	0	0	0	0
9	0	0	0	0	0	0	0	0	0	0	0	0	0	0	0	0	0	0
10	0	0	0	0	0	0	0	0	0	0.75	72000	54000	0	0	0	0	0	0
11	1.5	80000	120000	0	0	0	0	0	0	0	0	0	0	0	0	0	0	0
12	0	0	0	0	0	0	0	0	0	1	100000	100000	0	0	0	0	0	0
13	0	0	0	0	0	0	0	0	0	0.75	80000	60000	0	0	0	0	0	0
14	0	0	0	0	0	0	0	0	0	1	60000	60000	0	0	0	0	0	0
15	0	0	0	0.1	1200000	120000	0	0	0	0	0	0	0	0	0	0	0	0
16	0	0	0	0	0	0	0	0	0	0	0	0	0	0	0	0	0	0
17	0	0	0	0	0	0	0	0	0	0	0	0	0	0	0	0	0	0
18	0	0	0	0	0	0	0	0	0	0.25	60000	15000	0	0	0	0	0	0
19	0	0	0	0	0	0	0	0	0	0	0	0	0	0	0	0	0	0
20	0	0	0	0	0	0	0	0	0	0	0	0	0	0	0	0	0	0
21	0	0	0	0	0	0	0	0	0	0	0	0	0	0	0	0	0	0
22	0	0	0	0	0	0	0	0	0	0	0	0	1	75000	75000	0.5	300000	150000
23	0	0	0	0	0	0	0	0	0	0	0	0	0	0	0	0	0	0
24	0	0	0	0	0	0	0	0	0	0	0	0	1	75000	75000	0	0	0
25	0	0	0	0	0	0	0	0	0	0	0	0	0	0	0	0	0	0
26	0	0	0	0	0	0	0	0	0	0	0	0	0	0	0	0	0	0
27	0	0	0	0	0	0	0	0	0	0	0	0	0	0	0	0	0	0
28	0	0	0	0	0	0	0	0	0	0	0	0	0	0	0	0	0	0
29	0	0	0	0	0	0	0	0	0	0	0	0	0	0	0	0	0	0
30	1	80000	80000	0	0	0	0	0	0	0	0	0	0	0	0	0	0	0
31	0	0	0	0	0	0	0	0	0	0	0	0	0	0	0	0	0	0
32	0	0	0	0	0	0	0	0	0	0.25	300000	75000	0	0	0	0	0	0
33	0	0	0	0.1	1500000	150000	0	0	0	0	0	0	0	0	0	0	0	0
34	0	0	0	0.1	1600000	160000	0	0	0	0.25	200000	50000	0	0	0	0	0	0
35	0	0	0	0	0	0	0	0	0	0.25	200000	50000	0	0	0	0	0	0
36	0	0	0	0	0	0	0	0	0	0	0	0	1	75000	75000	0	0	0
37	0.5	150000	75000	0	0	0	0	0	0	0	0	0	0	0	0	0	0	0
38	0	0	0	0	0	0	0	0	0	0.25	240000	60000	0	0	0	0	0	0
39	0	0	0	0	0	0	0	0	0	0	0	0	0	0	0	0	0	0
40	0	0	0	0	0	0	0	0	0	0	0	0	0	0	0	0	0	0
41	0	0	0	0	0	0	0	0	0	0	0	0	0	0	0	0	0	0
42	0	0	0	0	0	0	0	0	0	0	0	0	0.5	75000	37500	0	0	0
43	0	0	0	0	0	0	0	0	0	0	0	0	0	0	0	0	0	0
44	0	0	0	0	0	0	0	0	0	0.25	200000	50000	0	0	0	0	0	0
Σ	4.00	390000.00	355000.00	0.62	7650000.00	959000.00	0.25	180000.00	45000.00	10.50	2116000.00	1048000.00	3.50	300000.00	262500.00	0.50	300000.00	150000.00
χ	0.09	97500.00	8068.18	0.01	1530000.00	21795.45	0.01	180000.00	1022.73	0.24	124470.59	23818.18	0.08	75000.00	5965.91	0.01	300000.00	3409.09



## Lampiran 3. Lanjutan


No	Pestisida																	
	NongPeng (Malaysia)			Pastax			Petrovon			Platon			Proclim			Provide-X		
	Jml (L)	Harga	Biaya	Jml (L)	Harga	Biaya	Jml (L)	Harga	Biaya	Jml (kg)	Harga	Biaya	Jml (kg)	Harga	Biaya	Jml (L)	Harga	Biaya
1	0	0	0	1	90000	90000	0	0	0	0	0	0	0	0	0	0	0	0
2	0	0	0	0	0	0	0	0	0	0	0	0	0	0	0	0	0	0
3	0	0	0	0	0	0	0	0	0	0	0	0	0	0	0	0	0	0
4	0	0	0	0	0	0	0	0	0	0	0	0	0	0	0	0.25	500000	125000
5	0	0	0	0	0	0	0	0	0	0	0	0	0	0	0	1	460000	460000
6	0	0	0	0	0	0	0	0	0	0	0	0	0	0	0	0	0	0
7	0	0	0	0	0	0	0	0	0	0	0	0	0	0	0	0.75	460000	345000
8	0	0	0	0	0	0	0	0	0	0	0	0	0	0	0	0	0	0
9	0.1	600000	60000	0	0	0	0	0	0	2	75000	150000	0	0	0	0	0	0
10	0	0	0	0	0	0	0	0	0	0	0	0	0	0	0	0	0	0
11	0	0	0	0	0	0	0	0	0	0	0	0	0	0	0	0	0	0
12	0	0	0	0	0	0	1	290000	290000	0	0	0	0	0	0	0	0	0
13	0	0	0	0	0	0	0	0	0	0	0	0	0	0	0	0	0	0
14	0	0	0	0	0	0	0	0	0	0	0	0	0	0	0	0	0	0
15	0.2	600000	120000	0	0	0	0	0	0	0	0	0	0	0	0	0	0	0
16	0	0	0	0	0	0	0	0	0	0	0	0	0	0	0	0	0	0
17	0	0	0	0	0	0	0	0	0	0	0	0	0	0	0	0	0	0
18	0	0	0	0	0	0	0	0	0	0	0	0	0	0	0	0	0	0
19	0	0	0	0	0	0	0	0	0	0	0	0	0	0	0	0	0	0
20	0	0	0	0	0	0	0	0	0	0	0	0	0	0	0	0	0	0
21	0	0	0	0	0	0	0	0	0	0	0	0	0	0	0	0	0	0
22	0	0	0	0	0	0	0	0	0	0	0	0	0	0	0	0	0	0
23	0	0	0	0	0	0	0	0	0	0	0	0	0	0	0	0	0	0
24	0	0	0	0	0	0	0	0	0	0	0	0	0	0	0	0	0	0
25	0	0	0	0	0	0	0	0	0	0	0	0	0.7	285714	200000	0	0	0
26	0	0	0	0	0	0	0	0	0	0	0	0	0	0	0.25	640000	160000	0
27	0	0	0	0	0	0	0	0	0	0	0	0	0	0	0	0	0	0
28	0	0	0	0	0	0	0	0	0	0	0	0	0	0	0	0	0	0
29	0	0	0	0	0	0	0	0	0	0	0	0	0	0	0	0	0	0
30	0	0	0	0	0	0	0	0	0	0	0	0	0	0	0	0	0	0
31	0.1	1200000	120000	0	0	0	0	0	0	0	0	0	0	0	0	0	0	0
32	0	0	0	0	0	0	0	0	0	0	0	0	0	0	0	0	0	0
33	0	0	0	0	0	0	0	0	0	0.25	300000	75000	0	0	0	0	0	0
34	0	0	0	0	0	0	0	0	0	0.25	300000	75000	0	0	0	0	0	0
35	0	0	0	0	0	0	0	0	0	0	0	0	0	0	0	0.125	500000	62500
36	0	0	0	0	0	0	0.25	320000	80000	0	0	0	0	0	0	0	0	0
37	0	0	0	0	0	0	0.25	290000	72500	0	0	0	0	0	0	0	0	0
38	0	0	0	0	0	0	0	0	0	0	0	0	0	0	0	0	0	0
39	0	0	0	1	90000	90000	0	0	0	0	0	0	0	0	0	0	0	0
40	0	0	0	0	0	0	0	0	0	0.5	300000	150000	0	0	0	0	0	0
41	0	0	0	0	0	0	0	0	0	0	0	0	0	0	0	0	0	0
42	0	0	0	0	0	0	0	0	0	0	0	0	0	0	0	0	0	0
43	0	0	0	0	0	0	0	0	0	0	0	0	0	0	0	0	0	0
44	0	0	0	0	0	0	0	0	0	0	0	0	0	0	0	0	0	0
Σ	0.40	2400000	300000	2	180000	180000	1.50	900000	442500	3	975000	450000	0.70	285714.29	200000	2.38	2560000	1152500
χ	0.01	800000	6818.18	0.05	90000	4090.91	0.03	300000	10056.82	0.07	243750	10227.27	0.02	285714.29	4545.45	0.05	512000	26193.18





## Lampiran 3. Lanjutan

No	Pestisida														
	Regent			Revaton			Supervora			Titan			Tracer		
	Jml (L)	Harga	Biaya	Jml (L)	Harga	Biaya	Jml (kg)	Harga	Biaya	Jml (L)	Harga	Biaya	Jml (L)	Harga	Biaya
1	0	0	0	0	0	0	0	0	0	0	0	0	0.5	200000	100000
2	0	0	0	0	0	0	0	0	0	0	0	0	0	0	0
3	0	0	0	0	0	0	0	0	0	0.4	350000	140000	0.75	200000	150000
4	0	0	0	0	0	0	0	0	0	0	0	0	0	0	0
5	0	0	0	0	0	0	0	0	0	0	0	0	0	0	0
6	0	0	0	0	0	0	0	0	0	0	0	0	0	0	0
7	0	0	0	0	0	0	0	0	0	0	0	0	0	0	0
8	0	0	0	0	0	0	0	0	0	0	0	0	0	0	0
9	0	0	0	0	0	0	0	0	0	0	0	0	0	0	0
10	0	0	0	0	0	0	0	0	0	0	0	0	0	0	0
11	0.2	270000	54000	0	0	0	0	0	0	0	0	0	0	0	0
12	0	0	0	0	0	0	0	0	0	0	0	0	0	0	0
13	0	0	0	0	0	0	0	0	0	0	0	0	0	0	0
14	0	0	0	0	0	0	0	0	0	0	0	0	0	0	0
15	0	0	0	0.45	200000	90000	0	0	0	0	0	0	0	0	0
16	0	0	0	0	0	0	0.35	45714.28571	16000	0	0	0	0	0	0
17	0	0	0	0	0	0	0	0	0	0	0	0	0	0	0
18	0	0	0	0.9	311111.111	280000	0	0	0	0	0	0	0	0	0
19	0	0	0	0	0	0	0	0	0	0	0	0	0	0	0
20	0	0	0	0	0	0	0	0	0	0	0	0	0	0	0
21	0	0	0	0	0	0	0	0	0	0	0	0	0	0	0
22	0	0	0	0	0	0	0	0	0	0	0	0	0	0	0
23	0	0	0	0	0	0	0	0	0	0	0	0	0	0	0
24	0	0	0	0	0	0	0	0	0	0	0	0	0	0	0
25	0	0	0	0	0	0	0	0	0	0	0	0	0	0	0
26	0	0	0	0	0	0	0	0	0	0	0	0	0	0	0
27	0.1	300000	30000	0	0	0	0	0	0	0	0	0	0	0	0
28	0	0	0	0	0	0	0	0	0	0	0	0	0.5	840000	420000
29	0	0	0	0	0	0	0	0	0	0	0	0	0	0	0
30	0.1	270000	27000	0	0	0	0	0	0	0	0	0	0	0	0
31	0	0	0	0	0	0	0	0	0	0	0	0	0	0	0
32	0	0	0	0	0	0	0	0	0	0	0	0	0.25	600000	150000
33	0	0	0	0	0	0	0	0	0	0	0	0	0.125	400000	50000
34	0	0	0	0	0	0	0	0	0	0	0	0	0	0	0
35	0	0	0	0	0	0	0	0	0	0	0	0	0	0	0
36	0	0	0	0	0	0	0	0	0	0	0	0	0.25	600000	150000
37	0	0	0	0.225	200000	45000	0	0	0	0	0	0	0	0	0
38	0	0	0	0	0	0	0	0	0	0	0	0	0	0	0
39	0	0	0	0	0	0	0	0	0	0	0	0	0.5	200000	100000
40	0	0	0	0	0	0	0	0	0	0	0	0	0	0	0
41	0	0	0	0	0	0	0	0	0	0	0	0	0	0	0
42	0	0	0	0	0	0	0	0	0	0	0	0	0	0	0
43	0	0	0	0	0	0	0	0	0	0	0	0	0	0	0
44	0	0	0	0	0	0	0	0	0	0	0	0	0	0	0
Σ	0.40	840000.00	111000.00	1.58	711111.11	415000.00	0.35	45714.29	16000.00	0.40	350000.00	140000.00	2.88	3040000.00	1120000.00
χ	0.01	280000.00	2522.73	0.04	237037.04	9431.82	0.01	45714.29	363.64	0.01	350000.00	3181.82	0.07	434285.71	25454.55



## Lampiran 3. Lanjutan

No	Pestisida												Biaya Pesticida
	Trimble			Turex			Victory			Virtaco			
	Jml (L)	Harga	Biaya	Jml (kg)	Harga	Biaya	Jml (kg)	Harga	Biaya	Jml (L)	Harga	Biaya	
1	0	0	0	0	0	0	0	0	0	0	0	0	330000
2	0	0	0	0	0	0	0	0	0	0	0	0	184000
3	0	0	0	0	0	0	0	0	0	0	0	0	570000
4	0	0	0	0	0	0	0	0	0	0	0	0	337500
5	0	0	0	1.5	140000	210000	0	0	0	0	0	0	1160000
6	0	0	0	0	0	0	4	80000	320000	0	0	0	1235000
7	0	0	0	0	0	0	0	0	0	0	0	0	465000
8	0	0	0	0	0	0	0	0	0	0.3	500000	150000	474000
9	0	0	0	0	0	0	0	0	0	0	0	0	470000
10	0	0	0	0	0	0	0	0	0	0	0	0	338000
11	0	0	0	1	150000	150000	0	0	0	0.3	1000000	300000	894000
12	0	0	0	0	0	0	0	0	0	0	0	0	580000
13	0	0	0	0	0	0	0	0	0	0	0	0	470000
14	0	0	0	0	0	0	0	0	0	0	0	0	365000
15	0	0	0	0	0	0	0	0	0	0	0	0	450000
16	0	0	0	0	0	0	0	0	0	0	0	0	233500
17	0	0	0	0	0	0	0	0	0	0.2	1000000	200000	780000
18	0	0	0	0.5	140000	70000	0	0	0	0	0	0	505000
19	1	60000	60000	0	0	0	0	0	0	0	0	0	360000
20	0	0	0	0	0	0	0	0	0	0.2	1025000	205000	430000
21	0	0	0	0	0	0	0	0	0	0.2	1100000	220000	430000
22	0	0	0	0.2	225000	45000	0	0	0	0	0	0	455000
23	0	0	0	0	0	0	0	0	0	0.1	1100000	110000	305000
24	0	0	0	0	0	0	0	0	0	0.15	1000000	150000	420000
25	0	0	0	0	0	0	0	0	0	0.2	1050000	210000	570000
26	0	0	0	0	0	0	0	0	0	0	0	0	410000
27	0	0	0	0	0	0	0	0	0	0	0	0	185000
28	0	0	0	0	0	0	0	0	0	0	0	0	885000
29	0	0	0	0	0	0	0	0	0	0	0	0	525000
30	0	0	0	0.6	150000	90000	0	0	0	0.1	1000000	100000	477000
31	0	0	0	0	0	0	0	0	0	0.1	1200000	120000	450000
32	0	0	0	0	0	0	0	0	0	0	0	0	400000
33	0	0	0	0	0	0	0	0	0	0	0	0	275000
34	0	0	0	0.2	175000	35000	0	0	0	0	0	0	420000
35	0	0	0	0	0	0	0	0	0	0	0	0	187500
36	0	0	0	0	0	0	0	0	0	0	0	0	385000
37	0	0	0	0	0	0	0	0	0	0	0	0	452500
38	0	0	0	0	0	0	0	0	0	0.1	1500000	150000	400000
39	0	0	0	0.2	175000	35000	0	0	0	0.1	1500000	150000	375000
40	0	0	0	0	0	0	0	0	0	0	0	0	375000
41	0	0	0	0	0	0	0	0	0	0.1	1100000	110000	250000
42	0	0	0	0	0	0	0	0	0	0	0	0	177500
43	0	0	0	0.2	225000	45000	0	0	0	0.1	1050000	105000	338000
44	0	0	0	0	0	0	0	0	0	0.1	1100000	110000	217500
Σ	1.00	60000.00	60000.00	4.40	1380000.00	680000.00	4.00	80000.00	320000.00	2.35	16225000.00	2390000.00	19996000.00
χ	0.02	60000.00	1363.64	0.10	172500.00	15454.55	0.09	80000.00	7272.73	0.05	1081666.67	54318.18	454454.55



**Lampiran 4. Penyusutan alat pertanian pada usahatani kubis lahan kering (Desa Gisting Atas)**

No	Nama	Luas Lahan (ha)	Cangkul				Parang/Golok				Sabit						
			Jml (unit)	U.E. (thn)	Harga (Rp/unit)	Nilai sisa (Rp/unit)	Bi peny (Rp/mesm)	Jml (unit)	U.E. (thn)	Harga (Rp/unit)	Nilai sisa (Rp/unit)	Bi peny (Rp/mesm)	Jml (unit)	U.E. (thn)	Harga (Rp/unit)	Nilai sisa (Rp/unit)	Bi peny (Rp/mesm)
1	Wagio	0.250	2	1	100000	0	66666.67	1	5	50000	0	3333.33	1	2	50000	0	8333.33
2	Mujianto	0.500	2	3	40000	0	8888.89	1	2	45000	0	7500.00	1	3	40000	0	4444.44
3	Antoni S.	0.500	2	8	90000	0	7500.00	0	0	0	0	0.00	0	0	0	0	0.00
4	Tugiman	0.250	2	3	70000	0	15555.56	3	5	65000	0	13000.00	1	3	40000	0	4444.44
5	Jianto	0.500	2	5	70000	0	9333.33	1	5	65000	0	4333.33	1	3	50000	0	5555.56
6	Sugio	0.500	3	2	130000	0	65000.00	2	2	50000	0	16666.67	1	2	40000	0	6666.67
7	Kukuh R.	0.325	2	1	100000	0	66666.67	1	2	50000	0	8333.33	0	0	0	0	0.00
8	Usuf	0.250	3	3	100000	0	33333.33	2	2	35000	0	11666.67	2	2	30000	0	10000.00
9	AhmadYani	0.500	2	5	100000	0	13333.33	1	5	60000	0	4000.00	0	0	0	0	0.00
10	Tukiran	0.250	3	4	140000	0	35000.00	1	2	50000	0	8333.33	2	2	40000	0	13333.33
11	Jeni	0.500	1	5	70000	0	4666.67	1	4	35000	0	2916.67	1	2	35000	0	5833.33
12	Slamet	0.250	2	3	125000	0	27777.78	1	5	50000	0	3333.33	2	5	50000	0	6666.67
13	Kasno	0.250	4	2	100000	0	66666.67	2	4	30000	0	5000.00	0	0	0	0	0.00
14	Sarno	0.250	3	5	100000	0	20000.00	2	5	45000	0	6000.00	1	5	45000	0	3000.00
15	Suharti	0.250	1	5	50000	0	3333.33	1	5	25000	0	1666.67	2	5	25000	0	3333.33
16	Boimin	0.250	1	2	105000	0	17500.00	1	1	35000	0	11666.67	0	0	0	0	0.00
17	Triyono	0.250	4	4	115000	0	38333.33	1	4	50000	0	4166.67	1	4	35000	0	2916.67
18	Miskan	0.500	3	5	120000	0	24000.00	1	5	65000	0	4333.33	0	0	0	0	0.00
19	Joko	0.250	2	5	130000	0	17333.33	1	3	30000	0	3333.33	0	0	0	0	0.00
20	Surgiyanto	0.250	1	3	50000	0	5555.56	1	3	80000	0	8888.89	0	0	0	0	0.00
21	Ambariyoko	0.500	2	4	105000	0	17500.00	2	3	35000	0	7777.78	1	3	35000	0	3888.89
22	Bambang R	0.250	1	4	100000	0	8333.33	1	3	50000	0	5555.56	1	3	50000	0	5555.56
23	Aminudin	0.250	2	4	65000	0	10833.33	1	4	45000	0	3750.00	1	4	25000	0	2083.33
24	Supardi	0.250	2	1	50000	0	33333.33	2	3	40000	0	8888.89	1	3	35000	0	3888.89
25	Leo	0.500	4	6	60000	0	13333.33	1	5	60000	0	4000.00	0	0	0	0	0.00
26	Joko M	0.500	1	5	100000	0	6666.67	3	5	40000	0	8000.00	1	4	40000	0	3333.33
27	Sutardi	0.250	3	3	100000	0	33333.33	1	5	50000	0	3333.33	1	5	40000	0	2666.67
28	Jimun	0.250	2	2	50000	0	16666.67	1	3	50000	0	5555.56	2	3	35000	0	7777.78
29	Slamet	0.250	3	5	100000	0	20000.00	1	3	50000	0	5555.56	1	3	50000	0	5555.56
30	Agung T	0.250	1	5	70000	0	4666.67	1	4	35000	0	2916.67	1	2	35000	0	5833.33
31	Rudianto	0.500	1	3	120000	0	13333.33	1	4	60000	0	5000.00	2	4	50000	0	8333.33
32	Mursidi	0.250	2	5	75000	0	10000.00	1	7	100000	0	4761.90	1	3	50000	0	5555.56
33	Yono	0.125	1	3	75000	0	8333.33	1	3	70000	0	7777.78	1	3	75000	0	8333.33
34	Kaulan	0.250	2	5	75000	0	10000.00	2	3	50000	0	11111.11	1	3	50000	0	5555.56
35	Prayit	0.105	1	5	100000	0	6666.67	1	5	75000	0	5000.00	1	2	50000	0	8333.33
36	Sebo	0.250	2	3	75000	0	16666.67	1	3	50000	0	5555.56	1	3	50000	0	5555.56
37	Sukis	0.250	2	7	100000	0	9523.81	1	5	75000	0	5000.00	2	5	50000	0	6666.67
38	Marbun	0.250	2	6	75000	0	8333.33	2	5	50000	0	6666.67	2	5	50000	0	6666.67
39	Supri	0.250	2	3	100000	0	22222.22	2	3	50000	0	11111.11	2	3	50000	0	11111.11
40	Teguh	0.250	3	3	75000	0	25000.00	2	4	50000	0	8333.33	1	5	50000	0	3333.33
41	Mulyadi	0.125	2	3	75000	0	16666.67	2	3	60000	0	13333.33	2	2	50000	0	16666.67
42	Wahyudi	0.090	1	3	50000	0	5555.56	1	5	75000	0	5000.00	1	3	50000	0	5555.56
43	Senun	0.250	1	2	70000	0	11666.67	1	3	70000	0	7777.78	1	2	50000	0	8333.33
44	Mukhsin	0.250	2	5	50000	0	6666.67	1	5	75000	0	5000.00	2	5	50000	0	6666.67
Jumlah		13.27	90.00	169.00	3820000	0.00	881746.03	58.00	165.00	2280000.00	0.00	285234.13	46.00	116.00	1550000	0.00	221777.78
Rata-rata		0.30	2.05	3.84	86818.18	0.00	20039.68	1.32	3.75	53023.26	0.00	6482.59	1.05	2.64	44285.71	0.00	5040.40



## Lampiran 4. Lanjutan

No	Sprayer					Ember					Drum					Total Penyusutan Per musim
	Jml (unit)	U.E. (thn)	Harga (Rp/unit)	Nilai sisa (Rp/unit)	Bi peny (Rp/msm)	Jml (unit)	U.E. (thn)	Harga (Rp/unit)	Nilai sisa (Rp/unit)	Bi peny (Rp/msm)	Jml (unit)	U.E. (thn)	Harga (Rp/unit)	Nilai sisa (Rp/unit)	Bi peny (Rp/msm)	
1	1	10	250000	0	8333.33	4	0.25	10000	0	53333.33	1	10	150000	0	5000.00	145000.00
2	1	15	225000	0	5000.00	2	0.5	10000	0	13333.33	0	0	0	0	0.00	39166.67
3	2	15	350000	0	15555.56	2	1	10000	0	6666.67	1	20	180000	0	3000.00	32722.22
4	3	10	330000	0	33000.00	5	0.5	10000	0	33333.33	1	20	220000	0	3666.67	103000.00
5	2	15	400000	0	17777.78	6	1	9000	0	18000.00	1	20	200000	0	3333.33	58333.33
6	1	10	350000	0	11666.67	4	0.5	13000	0	34666.67	1	20	200000	0	3333.33	138000.00
7	1	3	225000	0	25000.00	5	0.5	8000	0	26666.67	1	20	200000	0	3333.33	130000.00
8	2	2	350000	0	116666.67	5	0.5	15000	0	50000.00	1	20	150000	0	2500.00	224166.67
9	2	15	500000	0	22222.22	2	1	10000	0	6666.67	1	20	200000	0	3333.33	49555.56
10	2	10	400000	0	26666.67	4	1	12000	0	16000.00	2	20	230000	0	7666.67	107000.00
11	1	10	325000	0	10833.33	4	0.5	6000	0	16000.00	1	15	200000	0	4444.44	44694.44
12	1	15	125000	0	2777.78	4	0.5	10000	0	26666.67	1	5	100000	0	6666.67	73888.89
13	2	5	350000	0	46666.67	4	1	20000	0	26666.67	0	0	0	0	0.00	145000.00
14	1	15	350000	0	7777.78	6	0.5	5000	0	20000.00	2	15	150000	0	6666.67	63444.44
15	1	5	300000	0	20000.00	2	0.5	15000	0	20000.00	0	0	0	0	0.00	48333.33
16	1	6	125000	0	6944.44	2	1	8000	0	5333.33	0	0	0	0	0.00	41444.44
17	2	20	325000	0	10833.33	5	1	10000	0	16666.67	1	20	250000	0	4166.67	77083.33
18	2	10	325000	0	21666.67	5	3	15000	0	8333.33	0	0	0	0	0.00	58333.33
19	1	5	400000	0	26666.67	2	2	7000	0	2333.33	0	0	0	0	0.00	49666.67
20	2	15	500000	0	22222.22	2	0.5	10000	0	13333.33	1	20	200000	0	3333.33	53333.33
21	1	5	425000	0	28333.33	4	1	12000	0	16000.00	1	15	200000	0	4444.44	77944.44
22	2	10	500000	0	33333.33	2	1	8000	0	5333.33	0	0	0	0	0.00	58111.11
23	1	10	650000	0	21666.67	2	5	25000	0	3333.33	0	0	0	0	0.00	41666.67
24	2	10	400000	0	26666.67	4	0.5	12000	0	32000.00	0	0	0	0	0.00	104777.78
25	1	10	250000	0	8333.33	8	0.25	8000	0	85333.33	1	8	150000	0	6250.00	117250.00
26	1	10	150000	0	5000.00	4	1	12000	0	16000.00	0	0	0	0	0.00	39000.00
27	1	15	250000	0	5555.56	4	1	10000	0	13333.33	1	15	210000	0	4666.67	62888.89
28	2	15	350000	0	15555.56	3	0.5	8000	0	16000.00	1	15	125000	0	2777.78	64333.33
29	1	10	300000	0	10000.00	3	1	10000	0	10000.00	0	0	0	0	0.00	51111.11
30	1	10	325000	0	10833.33	3	0.5	6000	0	12000.00	1	15	200000	0	4444.44	40694.44
31	1	4	450000	0	37500.00	4	1	8000	0	10666.67	1	20	200000	0	3333.33	78166.67
32	1	15	400000	0	8888.89	4	0.5	9000	0	24000.00	1	20	200000	0	3333.33	56539.68
33	1	10	400000	0	13333.33	3	1	10000	0	10000.00	0	0	0	0	0.00	47777.78
34	1	15	400000	0	8888.89	5	1	10000	0	16666.67	1	20	250000	0	4166.67	56388.89
35	1	10	400000	0	13333.33	2	2	15000	0	5000.00	0	0	0	0	0.00	38333.33
36	1	5	400000	0	26666.67	4	2	12000	0	8000.00	1	25	250000	0	3333.33	65777.78
37	1	10	350000	0	11666.67	4	2	10000	0	6666.67	1	20	200000	0	3333.33	42857.14
38	1	20	600000	0	10000.00	6	1	10000	0	20000.00	1	20	150000	0	2500.00	54166.67
39	1	15	450000	0	10000.00	3	1	10000	0	10000.00	1	15	150000	0	3333.33	67777.78
40	1	10	400000	0	13333.33	4	2	15000	0	10000.00	1	20	350000	0	5833.33	65833.33
41	1	15	350000	0	7777.78	3	1	12000	0	12000.00	1	20	170000	0	2833.33	69277.78
42	1	15	400000	0	8888.89	2	1	10000	0	6666.67	0	0	0	0	0.00	31666.67
43	2	10	350000	0	23333.33	3	1	10000	0	10000.00	1	20	200000	0	3333.33	64444.44
44	1	15	400000	0	8888.89	4	1	10000	0	13333.33	1	20	200000	0	3333.33	43888.89
Σ	59.00	485.00	15855000.00	0.00	826055.56	163.00	46.50	475000.00	0.00	786333.33	32.00	533.00	5835000.00	0.00	121694.44	3122841.27
χ	1.34	11.02	360340.91	0.00	18773.99	3.70	1.06	10795.45	0.00	17871.21	0.73	12.11	194500.00	0.00	2765.78	70973.67


**Lampiran 5. Biaya lain pada usahatani kubis lahan kering (Desa Gisting Atas)**

No	Nama	Iuran Koptan	Pajak	B. Angkut
1	Wagio	0	6333.33	0.00
2	Mujianto	0	0.00	0.00
3	Antoni Sukirno	0	8333.33	0.00
4	Tugiman	0	6333.33	0.00
5	Jianto	0	0.00	1605000.00
6	Sugio	0	3000.00	800000.00
7	Kukuh Rianto	0	0.00	0.00
8	Usuf	0	0.00	400000.00
9	Ahmad Yani	0	0.00	1700000.00
10	Tukiran	0	0.00	180000.00
11	Jeni	0	6250.00	116000.00
12	Slamet	0	6666.67	795000.00
13	Kasno	0	3333.33	440000.00
14	Sarno	0	0.00	252000.00
15	Suharti	0	0.00	320000.00
16	Boimin	0	0.00	360000.00
17	Triyono	0	28333.33	800000.00
18	Miskan	0	13333.33	688000.00
19	Joko	0	0.00	430000.00
20	Surgiyanto	0	0.00	700000.00
21	Ambaryoko	0	0.00	560000.00
22	Bambang Rianto	0	0.00	480000.00
23	Aminudin	0	10000.00	420000.00
24	Supardi	0	0.00	600000.00
25	Leo	0	13333.33	1145000.00
26	Joko Mulyono	0	4333.33	480000.00
27	Sutardi	0	4000.00	750000.00
28	Jimun	0	1666.67	1500000.00
29	Slamet	0	0.00	1200000.00
30	Agung Triono	0	3125.00	116000.00
31	Rudianto	0	0.00	1650000.00
32	Mursidi	0	0.00	975000.00
33	Yono	0	2000.00	14000.00
34	Kaulan	0	0.00	568000.00
35	Prayit	0	0.00	0.00
36	Sebo	0	0.00	1200000.00
37	Sukis	0	0.00	864000.00
38	Marbun	0	5333.33	915000.00
39	Supri	0	3000.00	730000.00
40	Teguh	0	0.00	1050000.00
41	Mulyadi	0	5666.67	585000.00
42	Wahyudi	0	0.00	150000.00
43	Senun	0	0.00	900000.00
44	Mukhsin	0	0.00	645000.00
	Jumlah	0	134375.00	27083000.00
	Rata-rata	0	3053.98	615522.73



**Lampiran 6. Penggunaan tenaga kerja pada usahatani kubis lahan kering (Desa Gisting Atas)**

No	Nama	Persemaian							Pengolahan Tanah						
		Tenaga Kerja dalam Keluarga			Tenaga Kerja luar Keluarga				Tenaga Kerja dalam Keluarga			Tenaga Kerja luar Keluarga			
		HKP	Upah (Rp)	Biaya (Rp)	HKP	Upah (Rp)	Biaya (Rp)	Total (Rp)	HKP	Upah (Rp)	Biaya (Rp)	HKP	Upah (Rp)	Biaya (Rp)	Total (Rp)
1	Wagio	1.8	50.000	90000	0	0	0	90000	6	50.000	300000	0	0	0	300000
2	Mujianto	1	40000	40000	0.875	40000	35000	75000	1	40000	40000	2	40000	80000	120000
3	Antoni S.	1	40.000	40000	1	40000	40000	80000	0	0	0	12.5	40000	500000	500000
4	Tugiman	1.875	40000	75000	0	0	0	75000	7	40000	280000	0	0	0	280000
5	Jianto	2	40000	80000	0	0	0	80000	1	40000	40000	15	40000	600000	640000
6	Sugio	3	50000	150000	0	0	0	150000	10	50000	500000	0	0	0	500000
7	Kukuh R.	2	40000	80000	0	0	0	80000	8	40000	320000	0	0	0	320000
8	Usuf	2	40000	80000	1	40000	40000	120000	1	40000	40000	7.5	40000	300000	340000
9	AhmadYani	2	50000	100000	0	0	0	100000	0	0	0	22	50000	1100000	1100000
10	Tukiran	1.875	40000	75000	0	0	0	75000	1	40000	40000	20	40000	800000	840000
11	Jeni	1	40000	40000	1.75	40000	70000	110000	2	40000	80000	0	0	0	80000
12	Slamet	1.7	50000	85000	1.4	50000	70000	155000	1	50000	50000	10	50000	500000	550000
13	Kasno	4	40000	160000	0	0	0	160000	1	40000	40000	2	40000	80000	120000
14	Sarno	1.875	40000	75000	0	0	0	75000	0	0	0	12.5	40000	500000	500000
15	Suharti	2.5	40000	100000	0	0	0	100000	0	0	0	12.5	40000	500000	500000
16	Boimin	1	50000	50000	0	0	0	50000	3	50000	150000	4	50000	200000	350000
17	Triyono	2	35000	70000	1	35000	35000	105000	1	50000	50000	4	50000	200000	250000
18	Miskan	2	50000	100000	2.4	50000	120000	220000	2	50000	100000	7	50000	350000	450000
19	Joko	1	50000	50000	0	0	0	50000	0	0	0	6	50000	300000	300000
20	Surgiyanto	1	50000	50000	0	0	0	50000	0	0	0	6	50000	300000	300000
21	Ambaryoko	0	0	0	2	40000	80000	80000	0	0	0	27.5	40000	1100000	1100000
22	Bambang R	1.75	40000	70000	0	0	0	70000	0	0	0	15	40000	600000	600000
23	Aminudin	1.8	50000	90000	0	0	0	90000	6	50000	300000	9	50000	450000	750000
24	Supardi	2	40000	80000	0	0	0	80000	3	40000	120000	6	40000	240000	360000
25	Leo	1.75	40000	70000	1.5	40000	60000	130000	0	0	0	20	40000	800000	800000
26	Joko M	1.8	50000	90000	2.4	50000	120000	210000	3	50000	150000	6	50000	300000	450000
27	Sutardi	1.7	50000	85000	0	0	0	85000	15	50000	750000	0	0	0	750000
28	Jimun	2	35000	70000	0	0	0	70000	0	0	0	14	35000	490000	490000
29	Slamet	2.6	50000	130000	0	0	0	130000	3	50000	150000	6	50000	300000	450000
30	Agung T	1	50000	50000	1.4	50000	70000	120000	1	50000	50000	3	50000	150000	200000
31	Rudianto	3	40000	120000	2.625	40000	105000	225000	0	0	0	20	40000	800000	800000
32	Mursidi	1.875	40000	75000	0.875	40000	35000	110000	0	0	0	18.75	40000	750000	750000
33	Yono	3.5	40000	140000	0	0	0	140000	6	40000	240000	0	0	0	240000
34	Kaulan	1.8	50000	90000	1.6	50000	80000	170000	0	0	0	12	50000	600000	600000
35	Prayit	0	0	0	3.5	40000	140000	140000	3	40000	120000	3	40000	120000	240000
36	Sebo	0	0	0	2.4	50000	120000	120000	0	0	0	20	50000	1000000	1000000
37	Sukis	2.875	40000	115000	0	0	0	115000	0	0	0	20	50000	1000000	1000000
38	Marbun	1.875	40000	75000	2.625	40000	105000	180000	0	0	0	13	50000	650000	650000
39	Supri	2.875	40000	115000	0	0	0	115000	6	40000	240000	6	40000	240000	480000
40	Teguh	1.75	40000	70000	0	0	0	70000	0	0	0	9	50000	450000	450000
41	Mulyadi	3.75	40000	150000	0	0	0	150000	3	40000	120000	3	40000	120000	240000
42	Wahyudi	1.875	40000	75000	0	0	0	75000	6	40000	240000	0	0	0	240000
43	Senun	1.875	40000	75000	0	0	0	75000	0	0	0	15	40000	600000	600000
44	Mukhsin	1.75	40000	70000	0.75	40000	30000	100000	0	0	0	8.75	40000	350000	350000
Jumlah		81.83	1770000.00	3495000.0	31.10	775000.00	1355000.00	4850000.00	100	1110000.00	4510000.00	398.00	1595000.00	17420000.0	21930000.00
Rata-rata		1.86	43170.73	79431.82	0.71	43055.56	30795.45	110227.27	2.27	44400.00	102500.00	9.05	44305.56	395909.09	498409.09



## Lampiran 6. Lanjutan

No	Penanaman							Pemupukan								
	Tenaga Kerja dalam Keluarga			Tenaga Kerja luar Keluarga				Total (Rp)	Tenaga Kerja dalam Keluarga			Tenaga Kerja luar Keluarga				Total (Rp)
	HKP	Upah (Rp)	Biaya (Rp)	HKP	Upah (Rp)	Biaya (Rp)	HKP		Upah (Rp)	Biaya (Rp)	HKP	Upah (Rp)	Biaya (Rp)			
1	2.6	50.000	130000	0	0	0	130000	3.6	50.000	180000	0	0	0	180000		
2	1	40000	40000	0.875	40000	35000	75000	2	40000	80000	0	0	0	80000		
3	10	40.000	400000	0	0	0	400000	4	40.000	160000	0	0	0	160000		
4	2.75	40000	110000	0	0	0	110000	3.75	40000	150000	0	0	0	150000		
5	5.75	40000	230000	0	0	0	230000	1	40000	40000	5	40000	200000	240000		
6	3	50000	150000	2	50000	100000	250000	3	50000	150000	0	0	0	150000		
7	2	40000	80000	0	0	0	80000	4	40000	160000	0	0	0	160000		
8	3	40000	120000	0	0	0	120000	5.75	40000	230000	0	0	0	230000		
9	2	50000	100000	5	50000	250000	350000	6	50000	300000	0	0	0	300000		
10	1.875	40000	75000	5	40000	200000	275000	5.75	40000	230000	0	0	0	230000		
11	2	40000	80000	3.5	40000	140000	220000	4	40000	160000	0	0	0	160000		
12	1.7	50000	85000	2.8	50000	140000	225000	3.4	50000	170000	0	0	0	170000		
13	4.75	40000	190000	0	0	0	190000	8	40000	320000	0	0	0	320000		
14	1.875	40000	75000	0	0	0	75000	3.75	40000	150000	0	0	0	150000		
15	2.5	40000	100000	0	0	0	100000	2.75	40000	110000	0	0	0	110000		
16	2	50000	100000	0	0	0	100000	4	50000	200000	0	0	0	200000		
17	1	50000	50000	4	50000	200000	250000	2	50000	100000	0	0	0	100000		
18	2	50000	100000	5.4	50000	270000	370000	4	50000	200000	2	50000	100000	300000		
19	1.8	50000	90000	2	50000	100000	190000	2	50000	100000	0	0	0	100000		
20	1	50000	50000	3	50000	150000	200000	2	50000	100000	0	0	0	100000		
21	2	40000	80000	0	0	0	80000	2	40000	80000	0	0	0	80000		
22	1.75	40000	70000	0.75	40000	30000	100000	3.5	40000	140000	1.5	40000	60000	200000		
23	1.8	50000	90000	0	0	0	90000	3.6	50000	180000	0	0	0	180000		
24	3	40000	120000	1	40000	40000	160000	4	40000	160000	0	0	0	160000		
25	1.75	40000	70000	1.5	40000	60000	130000	3.5	40000	140000	0	0	0	140000		
26	4.4	50000	220000	0	0	0	220000	3.6	50000	180000	0	0	0	180000		
27	1.7	50000	85000	0	0	0	85000	5.1	50000	255000	0	0	0	255000		
28	4	35000	140000	0	0	0	140000	6	35000	210000	0	0	0	210000		
29	1.8	50000	90000	2.4	50000	120000	210000	0	0	0	3.6	50000	180000	180000		
30	2	50000	100000	1.4	50000	70000	170000	4	50000	200000	0	0	0	200000		
31	2.875	40000	115000	1.875	40000	75000	190000	2	40000	80000	2	40000	80000	160000		
32	1.875	40000	75000	2.75	40000	110000	185000	3.75	40000	150000	0	0	0	150000		
33	2.75	40000	110000	0	0	0	110000	5.5	40000	220000	0	0	0	220000		
34	1.8	50000	90000	1.6	50000	80000	170000	3.6	50000	180000	0	0	0	180000		
35	1.875	40000	75000	0	0	0	75000	2	40000	80000	0	0	0	80000		
36	2	50000	100000	2.4	50000	120000	220000	3.6	50000	180000	0	0	0	180000		
37	2.875	40000	115000	1.875	40000	75000	190000	5.75	40000	230000	0	0	0	230000		
38	1.875	40000	75000	2.625	40000	105000	180000	3.75	40000	150000	0	0	0	150000		
39	2.875	40000	115000	1.75	40000	70000	185000	4	40000	160000	0	0	0	160000		
40	2.75	40000	110000	0	0	0	110000	3.5	40000	140000	0	0	0	140000		
41	2.75	40000	110000	0	0	0	110000	3.75	40000	150000	0	0	0	150000		
42	2.875	40000	115000	0	0	0	115000	2	40000	80000	0	0	0	80000		
43	1.875	40000	75000	0	0	0	75000	3.75	40000	150000	0	0	0	150000		
44	2.75	40000	110000	1.5	40000	60000	170000	3.5	40000	140000	0	0	0	140000		
Σ	112.60	1915000.00	4810000.00	57.00	1030000.00	2600000.00	7410000.00	160.50	1865000.00	6925000.00	14.10	220000.00	620000.00	7545000.00		
χ	2.56	43522.73	109318.18	1.30	44782.61	59090.91	168409.09	3.65	43372.09	157386.36	0.32	44000.00	14090.91	171477.27		



## Lampiran 6. Lanjutan

No	Penyiangan							Pemberantasan HPT						
	Tenaga Kerja dalam Keluarga			Tenaga Kerja luar Keluarga			Total (Rp)	Tenaga Kerja dalam Keluarga			Tenaga Kerja luar Keluarga			Total (Rp)
	HKP	Upah (Rp)	Biaya (Rp)	HKP	Upah (Rp)	Biaya (Rp)		HKP	Upah (Rp)	Biaya (Rp)	HKP	Upah (Rp)	Biaya (Rp)	
1	1.8	50000	90000	0	0	0	90000	5	50000	250000	0	0	0	250000
2	1	40000	40000	0	0	0	40000	5	40000	200000	0	0	0	200000
3	6	40000	240000	0	0	0	240000	9	40000	360000	0	0	0	360000
4	2.875	40000	115000	0	0	0	115000	5	40000	200000	0	0	0	200000
5	0	0	0	3.5	40000	140000	140000	5	40000	200000	0	0	0	200000
6	3	50000	150000	0	0	0	150000	10	50000	500000	0	0	0	500000
7	2	40000	80000	0	0	0	80000	10	40000	400000	0	0	0	400000
8	4	40000	160000	0	0	0	160000	5	40000	200000	0	0	0	200000
9	2	50000	100000	0	0	0	100000	7	50000	350000	0	0	0	350000
10	0	0	0	2.625	40000	105000	105000	7	40000	280000	0	0	0	280000
11	2	40000	80000	0	0	0	80000	14	40000	560000	0	0	0	560000
12	1	50000	50000	0	0	0	50000	5	50000	250000	0	0	0	250000
13	4	40000	160000	0	0	0	160000	5	40000	200000	0	0	0	200000
14	1.875	40000	75000	0	0	0	75000	5	40000	200000	0	0	0	200000
15	0.75	40000	30000	1.5	40000	60000	90000	3.75	40000	150000	0	0	0	150000
16	2	50000	100000	0	0	0	100000	7	50000	350000	0	0	0	350000
17	0	0	0	2.875	40000	115000	115000	5	50000	250000	0	0	0	250000
18	2	50000	100000	3	50000	150000	250000	7	50000	350000	0	0	0	350000
19	1	50000	50000	0	0	0	50000	5	50000	250000	0	0	0	250000
20	0	0	0	2	50000	100000	100000	5	50000	250000	0	0	0	250000
21	0	0	0	3	40000	120000	120000	5	40000	200000	0	0	0	200000
22	1.75	40000	70000	1.5	40000	60000	130000	5	40000	200000	0	0	0	200000
23	1.8	50000	90000	0	0	0	90000	5	50000	250000	0	0	0	250000
24	2	40000	80000	0	0	0	80000	7	40000	280000	0	0	0	280000
25	1	40000	40000	0	0	0	40000	5	40000	200000	0	0	0	200000
26	0	0	0	2.4	50000	120000	120000	6	50000	300000	0	0	0	300000
27	1.7	50000	85000	0	0	0	85000	9	50000	450000	0	0	0	450000
28	2	35000	70000	0	0	0	70000	7.5	35000	262500	0	0	0	262500
29	0	0	0	1.6	50000	80000	80000	4.5	50000	225000	0	0	0	225000
30	2	50000	100000	0	0	0	100000	6	50000	300000	0	0	0	300000
31	2.875	40000	115000	0	0	0	115000	14	40000	560000	0	0	0	560000
32	0	0	0	3.5	40000	140000	140000	5	40000	200000	0	0	0	200000
33	1.5	40000	60000	0	0	0	60000	5	40000	200000	0	0	0	200000
34	1.6	50000	80000	1.6	50000	80000	160000	5	50000	250000	0	0	0	250000
35	0	0	0	1.75	40000	70000	70000	5	40000	200000	0	0	0	200000
36	0	0	0	2.4	50000	120000	120000	7	50000	350000	0	0	0	350000
37	0	0	0	3.5	40000	140000	140000	5	40000	200000	0	0	0	200000
38	0.875	40000	35000	2.625	40000	105000	140000	5	40000	200000	0	0	0	200000
39	1.875	40000	75000	1.75	40000	70000	145000	5	40000	200000	0	0	0	200000
40	0	0	0	2.25	40000	90000	90000	5	40000	200000	0	0	0	200000
41	1.875	40000	75000	0	0	0	75000	5	40000	200000	0	0	0	200000
42	1.875	40000	75000	0	0	0	75000	5	40000	200000	0	0	0	200000
43	1.875	40000	75000	0	0	0	75000	5	40000	200000	0	0	0	200000
44	0	0	0	1.5	40000	60000	60000	5	40000	200000	0	0	0	200000
Σ	63.90	1345000.00	2745000.00	44.88	820000.00	1925000.00	4670000.00	270.75	1915000.00	11777500.00	0.00	0.00	0.00	11777500.00
χ	1.45	43387.10	62386.36	1.02	43157.89	43750.00	106136.36	6.15	43522.73	267670.45	0.00	0.00	0.00	267670.45





## Lampiran 6. Lanjutan

No	Panen						Total (Rp)	Jumlah TKDK (HKP)	Jumlah TKLK (HKP)	Biaya TKDK (Rp)	Biaya TKLK (Rp)	TOTAL BIAYA TENAGA KERJA
	Tenaga Kerja dalam Keluarga			Tenaga Kerja luar Keluarga								
	HKP	Upah (Rp)	Biaya (Rp)	HKP	Upah (Rp)	Biaya (Rp)						
1	3.6	50000	180000	2.8	50000	140000	320000	24.400	2.800	1220000	140000	1360000
2	3.87	40000	155000	2	40000	80000	235000	14.875	5.750	595000	230000	825000
3	4	40000	160000	7	40000	280000	440000	34.000	20.500	1360000	820000	2180000
4	3.62	40000	145000	1.875	40000	75000	220000	26.875	1.875	1075000	75000	1150000
5	3.87	40000	155000	6	40000	240000	395000	18.625	29.500	745000	1180000	1925000
6	3	50000	150000	8	50000	400000	550000	35.000	10.000	1750000	500000	2250000
7	6	40000	240000	0	0	0	240000	0.000	0.000	1360000	0	1360000
8	1.87	50000	93750	4	50000	200000	293750	22.625	12.500	923750	540000	1463750
9	2	50000	100000	2	50000	100000	200000	21.000	29.000	1050000	1450000	2500000
10	1.87	40000	75000	3	40000	120000	195000	19.375	30.625	775000	1225000	2000000
11	2	40000	80000	6.625	40000	265000	345000	27.000	11.875	1080000	475000	1555000
12	1.7	50000	85000	2	50000	100000	185000	15.500	16.200	775000	810000	1585000
13	4	40000	160000	5	40000	200000	360000	30.750	7.000	1230000	280000	1510000
14	1.87	40000	75000	2	40000	80000	155000	16.250	14.500	650000	580000	1230000
15	1.75	40000	70000	0	0	0	70000	14.000	14.000	560000	560000	1120000
16	2	50000	100000	2	50000	100000	200000	21.000	6.000	1050000	300000	1350000
17	2	50000	100000	6	50000	300000	400000	13.000	17.875	620000	850000	1470000
18	2	60000	120000	4	60000	240000	360000	21.000	23.800	1070000	1230000	2300000
19	1.8	50000	90000	3	50000	150000	240000	12.600	11.000	630000	550000	1180000
20	2	50000	100000	4	50000	200000	300000	11.000	15.000	550000	750000	1300000
21	1	40000	40000	6	40000	240000	280000	10.000	38.500	400000	1540000	1940000
22	1.75	40000	70000	2	40000	80000	150000	15.500	20.750	620000	830000	1450000
23	1.8	50000	90000	3	50000	150000	240000	21.800	12.000	1090000	600000	1690000
24	2	40000	80000	3	40000	120000	200000	23.000	10.000	920000	400000	1320000
25	1.75	40000	70000	4.75	40000	190000	260000	14.750	27.750	590000	1110000	1700000
26	1.8	50000	90000	5.4	50000	270000	360000	20.600	16.200	1030000	810000	1840000
27	1.7	50000	85000	3	50000	150000	235000	35.900	3.000	1795000	150000	1945000
28	3	35000	105000	3	35000	105000	210000	24.500	17.000	857500	595000	1452500
29	1.8	50000	90000	5	50000	250000	340000	13.700	18.600	685000	930000	1615000
30	2	50000	100000	6.4	50000	320000	420000	18.000	12.200	900000	610000	1510000
31	3.7	50000	185000	4	50000	200000	385000	28.450	30.500	1175000	1260000	2435000
32	2.8	50000	140000	3	50000	150000	290000	15.300	28.875	640000	1185000	1825000
33	2.75	40000	110000	2	40000	80000	190000	27.000	2.000	1080000	80000	1160000
34	2.6	50000	130000	4	50000	200000	330000	16.400	20.800	820000	1040000	1860000
35	1.8	50000	90000	2	50000	100000	190000	13.675	10.250	565000	430000	995000
36	4.8	50000	240000	3	50000	150000	390000	17.400	30.200	870000	1510000	2380000
37	3.8	50000	190000	2	50000	100000	290000	20.300	27.375	850000	1315000	2165000
38	4.75	40000	190000	3	40000	120000	310000	18.125	23.875	725000	1085000	1810000
39	4	40000	155000	4	40000	160000	315000	26.500	13.500	1060000	540000	1600000
40	5.7	50000	285000	2	50000	100000	385000	18.700	13.250	805000	640000	1445000
41	1.875	40000	75000	2	40000	80000	155000	22.000	5.000	880000	200000	1080000
42	2.875	40000	115000	2	40000	80000	195000	22.500	2.000	900000	80000	980000
43	3.8	50000	190000	4	50000	200000	390000	18.175	19.000	765000	800000	1565000
44	3	40000	120000	3	40000	120000	240000	16.000	15.500	640000	620000	1260000
Σ	121.58	1995000.00	5468750.00	152.85	1915000.00	6985000.00	12453750.00	877.15	697.93	39731250.00	30905000.00	70636250.00
χ	2.76	45340.91	124289.77	3.47	45595.24	158750.00	283039.77	20.40	15.86	902982.95	702386.36	1605369.32



**Lampiran 7. Total biaya usahatani kubis lahan kering (Desa Gisting Atas)**

No	Nama	Biaya										Total Biaya		
		Benih	Pupuk	Pestisida	Tenaga kerja		Penyusutan	Sewa Lahan		Pajak	B. Angkut		Biaya	
					TKDK	TKLK		Alat	Diperhit				Tunai	Tunai
1	Wagio	90000	1000000	330000	1220000	140000	145000.00	250000.00	0.00	6333.33	0.00	1566333.33	1615000.00	3181333.33
2	Mujianto	225000	770000	184000	595000	230000	39166.67	0.00	500000.00	0.00	0.00	1909000.00	634166.67	2543166.67
3	Antoni S.	225000	1110000	570000	1360000	820000	32722.22	666666.67	0.00	8333.33	0.00	2733333.33	2059388.89	4792722.22
4	Tugiman	90000	480000	337500	1075000	75000	103000.00	250000.00	0.00	6333.33	0.00	988833.33	1428000.00	2416833.33
5	Jianto	270000	2160000	1160000	745000	1180000	58333.33	0.00	666666.67	0.00	1605000.00	7041666.67	803333.33	7845000.00
6	Sugio	250000	1050000	1235000	1750000	500000	138000.00	333333.33	0.00	3000.00	800000.00	3838000.00	2221333.33	6059333.33
7	Kukuh R.	135000	710000	465000	1360000	0	130000.00	0.00	288888.93	0.00	0.00	1598888.93	1490000.00	3088888.93
8	Usuf	120000	1500000	474000	923750	540000	224166.67	416666.67	0.00	0.00	400000.00	3034000.00	1564583.33	4598583.33
9	Ahmad Y	240000	1210000	470000	1050000	1450000	49555.56	666666.67	0.00	0.00	1700000.00	5070000.00	1766222.22	6836222.22
10	Tukiran	135000	1200000	338000	775000	1225000	107000.00	333333.33	0.00	0.00	180000.00	3078000.00	1215333.33	4293333.33
11	Jeni	330000	1820000	894000	1080000	475000	44694.44	500000.00	0.00	6250.00	116000.00	3641250.00	1624694.44	5265944.44
12	Slamet	200000	1070000	580000	775000	810000	73888.89	666666.67	0.00	6666.67	795000.00	3461666.67	1515555.56	4977222.22
13	Kasno	188000	2285000	470000	1230000	280000	145000.00	416666.67	0.00	3333.33	440000.00	3666333.33	1791666.67	5458000.00
14	Sarno	140000	755000	365000	650000	580000	63444.44	0.00	166666.67	0.00	252000.00	2258666.67	713444.44	2972111.11
15	Suharti	220000	735000	450000	560000	560000	48333.33	250000.00	0.00	0.00	320000.00	2285000.00	858333.33	3143333.33
16	Boimin	184000	1315000	233500	1050000	300000	41444.44	250000.00	0.00	0.00	360000.00	2392500.00	1341444.44	3733944.44
17	Triyono	270000	1840000	780000	620000	850000	77083.33	333333.33	0.00	28333.33	800000.00	4568333.33	1030416.67	5598750.00
18	Miskan	210000	1130000	505000	1070000	1230000	58333.33	833333.33	0.00	13333.33	688000.00	3776333.33	1961666.67	5738000.00
19	Joko	150000	955000	360000	630000	550000	49666.67	333333.33	0.00	0.00	430000.00	2445000.00	1013000.00	3458000.00
20	Surgiyanto	126000	1570000	430000	550000	750000	53333.33	333333.33	0.00	0.00	700000.00	3576000.00	936666.67	4512666.67
21	Ambaryoko	336000	1606000	430000	400000	1540000	77944.44	0.00	500000.00	0.00	560000.00	4972000.00	477944.44	5449944.44
22	Bambang R	192000	800000	455000	620000	830000	58111.11	0.00	416666.67	0.00	480000.00	3173666.67	678111.11	3851777.78
23	Aminudin	84000	530000	305000	1090000	600000	41666.67	333333.33	0.00	10000.00	420000.00	1949000.00	1465000.00	3414000.00
24	Supardi	180000	1580000	420000	920000	400000	104777.78	333333.33	0.00	0.00	600000.00	3180000.00	1358111.11	4538111.11
25	Leo	266000	1945000	570000	590000	1110000	117250.00	0.00	1666666.67	13333.33	1145000.00	6716000.00	707250.00	7423250.00
26	Joko M	192000	1100000	410000	1030000	810000	39000.00	666666.67	0.00	4333.33	480000.00	2996333.33	1735666.67	4732000.00
27	Sutardi	180000	1060000	185000	1795000	150000	62888.89	333333.33	0.00	4000.00	750000.00	2329000.00	2191222.22	4520222.22
28	Jimun	150000	737500	885000	857500	595000	64333.33	800000.00	0.00	1666.67	1500000.00	3869166.67	1721833.33	5591000.00
29	Slamet	180000	1010000	525000	685000	930000	51111.11	666666.67	0.00	0.00	1200000.00	3845000.00	1402777.78	5247777.78
30	Agung T	220000	1160000	477000	900000	610000	40694.44	250000.00	0.00	3125.00	1160000.00	2586125.00	1190694.44	3776819.44
31	Rudianto	270000	1720000	450000	1175000	1260000	78166.67	666666.67	0.00	0.00	1650000.00	5350000.00	1919833.33	7269833.33
32	Mursidi	180000	985000	400000	640000	1185000	56539.68	0.00	333333.33	0.00	975000.00	4058333.33	696539.68	4754873.02
33	Yono	100000	305000	275000	1080000	80000	47777.78	166666.67	0.00	2000.00	14000.00	776000.00	1294444.44	2070444.44
34	Kaulan	225000	818000	420000	820000	1040000	56388.89	0.00	666666.67	0.00	568000.00	3737666.67	876388.89	4614055.56
35	Prayit	90000	225500	187500	565000	430000	38333.33	140000.00	0.00	0.00	0.00	933000.00	743333.33	1676333.33
36	Sebo	180000	720000	385000	870000	1510000	65777.78	0.00	666666.67	0.00	1200000.00	4661666.67	935777.78	5597444.44
37	Sukis	160000	920000	452500	850000	1315000	42857.14	0.00	500000.00	0.00	864000.00	4211500.00	892857.14	5104357.14
38	Marbun	225000	1090000	400000	725000	1085000	54166.67	666666.67	0.00	5333.33	915000.00	3720333.33	1445833.33	5166166.67
39	Supri	180000	815000	375000	1060000	540000	67777.78	333333.33	0.00	3000.00	730000.00	2643000.00	1461111.11	4104111.11
40	Teguh	270000	680000	375000	805000	640000	65833.33	0.00	500000.00	0.00	1050000.00	3515000.00	870833.33	4385833.33
41	Mulyadi	90000	310000	250000	880000	200000	69277.78	250000.00	0.00	5666.67	585000.00	1440666.67	1199277.78	2639944.44
42	Wahyudi	50000	216500	177500	900000	80000	31666.67	180000.00	0.00	0.00	150000.00	674000.00	1111666.67	1785666.67
43	Senun	180000	685000	338000	765000	800000	64444.44	0.00	666666.67	0.00	900000.00	3569666.67	829444.44	4399111.11
44	Mukhsin	135000	885000	217500	640000	620000	43888.89	0.00	666666.67	0.00	645000.00	3169166.67	683888.89	3853055.56
Jumlah		8113000.00	46568500.00	19996000.00	39731250.00	30905000	3122841.27	12620000.00	8205555.59	134375.0	27083000.00	141005430.6	55474091.3	196479521.9
Rata-rata		184386.36	1058375.00	454454.55	902982.95	702386.36	70973.67	286818.18	186489.90	3053.98	615522.73	3204668.88	1260774.80	4465443.68

**Lampiran 8. Penerimaan usahatani kubis lahan kering (Desa Gisting Atas)**

No	Nama	Produksi Kubis				Harga (Rp)	Penerimaan
		Luas Lahan (ha)	Konsumsi (kg)	Dijual (kg)	Total (kg)		
1	Wagio	0.250	50	2500	2550	3000	7650000
2	Mujianto	0.500	30	2000	2030	3400	6902000
3	Antoni Sukirno	0.500	150	8400	8550	1500	12825000
4	Tugiman	0.250	50	800	850	3700	3145000
5	Jianto	0.500	100	8000	8100	2200	17820000
6	Sugio	0.500	100	7500	7600	2500	19000000
7	Kukuh Rianto	0.325	50	900	950	3500	3325000
8	Usuf	0.250	25	2800	2825	2000	5650000
9	Ahmad Yani	0.500	100	11050	11150	1800	20070000
10	Tukiran	0.250	50	2100	2150	3000	6450000
11	Jeni	0.500	50	7000	7050	1800	12690000
12	Slamet	0.250	50	4000	4050	2800	11340000
13	Kasno	0.250	50	2500	2550	3000	7650000
14	Sarno	0.250	70	2940	3010	3000	9030000
15	Suharti	0.250	20	2800	2820	2500	7050000
16	Boimin	0.250	70	2520	2590	2800	7252000
17	Triyono	0.250	70	5600	5670	2000	11340000
18	Miskan	0.500	100	6000	6100	1500	9150000
19	Joko	0.250	15	3000	3015	3000	9045000
20	Surgiyanto	0.250	50	4900	4950	2700	13365000
21	Ambaryoko	0.500	70	5600	5670	3000	17010000
22	Bambang R	0.250	70	4200	4270	2500	10675000
23	Aminudin	0.250	50	1960	2010	2500	5025000
24	Supardi	0.250	50	4200	4250	2000	8500000
25	Leo	0.500	70	11000	11070	2500	27675000
26	Joko Mulyono	0.500	70	4000	4070	2800	11396000
27	Sutardi	0.250	50	3500	3550	3200	11360000
28	Jimun	0.250	70	7000	7070	2200	15554000
29	Slamet	0.250	70	7200	7270	2500	18175000
30	Agung Triono	0.250	50	3500	3550	3200	11360000
31	Rudianto	0.500	70	7700	7770	2000	15540000
32	Mursidi	0.250	30	4550	4580	3000	13740000
33	Yono	0.125	10	1300	1310	2900	3799000
34	Kaulan	0.250	70	5000	5070	2500	12675000
35	Prayit	0.105	20	750	770	3500	2695000
36	Sebo	0.250	70	5600	5670	2800	15876000
37	Sukis	0.250	50	5000	5050	2500	12625000
38	Marbun	0.250	50	4575	4625	3200	14800000
39	Supri	0.250	75	5475	5550	2800	15540000
40	Teguh	0.250	75	5250	5325	2500	13312500
41	Mulyadi	0.125	50	2925	2975	3000	8925000
42	Wahyudi	0.090	50	1125	1175	2900	3407500
43	Senun	0.250	50	4500	4550	2700	12285000
44	Mukhsin	0.250	50	3225	3275	2900	9497500
Jumlah		13.27	2590.00	196445.00	199035.00	117300.00	492196500.00
Rata-rata		0.30	58.86	4464.66	4523.52	2665.91	11186284.09



**Lampiran 9. Pendapatan usahatani kubis lahan kering (Desa Gisting Atas)**

No	Nama	Penerimaan	Total Biaya Tunai	Total Biaya	Pendapatan atas Biaya Tunai	Pendapatan Atas Biaya Total	R/C atas Biaya total	R/C atas Biaya Tunai
1	Wagio	7650000.00	1566333.33	3181333.33	6083666.67	4468666.67	2.40	4.88
2	Mujianto	6902000.00	1909000.00	2543166.67	4993000.00	4358833.33	2.71	3.62
3	Antoni Sukirno	12825000.00	2733333.33	4792722.22	10091666.67	8032277.78	2.68	4.69
4	Tugiman	3145000.00	988833.33	2416833.33	2156166.67	728166.67	1.30	3.18
5	Jianto	17820000.00	7041666.67	7845000.00	10778333.33	9975000.00	2.27	2.53
6	Sugio	19000000.00	3838000.00	6059333.33	15162000.00	12940666.67	3.14	4.95
7	Kukuh Rianto	3325000.00	1598888.93	3088888.93	1726111.08	236111.08	1.08	2.08
8	Usuf	5650000.00	3034000.00	4598583.33	2616000.00	1051416.67	1.23	1.86
9	Ahmad Yani	20070000.00	5070000.00	6836222.22	15000000.00	13233777.78	2.94	3.96
10	Tukiran	6450000.00	3078000.00	4293333.33	3372000.00	2156666.67	1.50	2.10
11	Jeni	12690000.00	3641250.00	5265944.44	9048750.00	7424055.56	2.41	3.49
12	Slamet	11340000.00	3461666.67	4977222.22	7878333.33	6362777.78	2.28	3.28
13	Kasno	7650000.00	3666333.33	5458000.00	3983666.67	2192000.00	1.40	2.09
14	Sarno	9030000.00	2258666.67	2972111.11	6771333.33	6057888.89	3.04	4.00
15	Suharti	7050000.00	2285000.00	3143333.33	4765000.00	3906666.67	2.24	3.09
16	Boimin	7252000.00	2392500.00	3733944.44	4859500.00	3518055.56	1.94	3.03
17	Triyono	11340000.00	4568333.33	5598750.00	6771666.67	5741250.00	2.03	2.48
18	Miskan	9150000.00	3776333.33	5738000.00	5373666.67	3412000.00	1.59	2.42
19	Joko	9045000.00	2445000.00	3458000.00	6600000.00	5587000.00	2.62	3.70
20	Surgiyanto	13365000.00	3576000.00	4512666.67	9789000.00	8852333.33	2.96	3.74
21	Ambaryoko	17010000.00	4972000.00	5449944.44	12038000.00	11560055.56	3.12	3.42
22	Bambang Rianto	10675000.00	3173666.67	3851777.78	7501333.33	6823222.22	2.77	3.36
23	Aminudin	5025000.00	1949000.00	3414000.00	3076000.00	1611000.00	1.47	2.58
24	Supardi	8500000.00	3180000.00	4538111.11	5320000.00	3961888.89	1.87	2.67
25	Leo	27675000.00	6716000.00	7423250.00	20959000.00	20251750.00	3.73	4.12
26	Joko Mulyono	11396000.00	2996333.33	4732000.00	8399666.67	6664000.00	2.41	3.80
27	Sutardi	11360000.00	2329000.00	4520222.22	9031000.00	6839777.78	2.51	4.88
28	Jimun	15554000.00	3869166.67	5591000.00	11684833.33	9963000.00	2.78	4.02
29	Slamet	18175000.00	3845000.00	5247777.78	14330000.00	12927222.22	3.46	4.73
30	Agung Triono	11360000.00	2586125.00	3776819.44	8773875.00	7583180.56	3.01	4.39
31	Rudianto	15540000.00	5350000.00	7269833.33	10190000.00	8270166.67	2.14	2.90
32	Mursidi	13740000.00	4058333.33	4754873.02	9681666.67	8985126.98	2.89	3.39
33	Yono	3799000.00	776000.00	2070444.44	3023000.00	1728555.56	1.83	4.90
34	Kaulan	12675000.00	3737666.67	4614055.56	8937333.33	8060944.44	2.75	3.39
35	Prayit	2695000.00	933000.00	1676333.33	1762000.00	1018666.67	1.61	2.89
36	Sebo	15876000.00	4661666.67	5597444.44	11214333.33	10278555.56	2.84	3.41
37	Sukis	12625000.00	4211500.00	5104357.14	8413500.00	7520642.86	2.47	3.00
38	Marbun	14800000.00	3720333.33	5166166.67	11079666.67	9633833.33	2.86	3.98
39	Supri	15540000.00	2643000.00	4104111.11	12897000.00	11435888.89	3.79	5.88
40	Teguh	13312500.00	3515000.00	4385833.33	9797500.00	8926666.67	3.04	3.79
41	Mulyadi	8925000.00	1440666.67	2639944.44	7484333.33	6285055.56	3.38	6.20
42	Wahyudi	3407500.00	674000.00	1785666.67	2733500.00	1621833.33	1.91	5.06
43	Senun	12285000.00	3569666.67	4399111.11	8715333.33	7885888.89	2.79	3.44
44	Mukhsin	9497500.00	3169166.67	3853055.56	6328333.33	5644444.44	2.46	3.00
Jumlah		492196500.00	141005430.59	196479521.86	351191069.41	295716978.14	107.66	158.33
Rata-rata		11186284.09	3204668.88	4465443.68	7981615.21	6720840.41	2.45	3.60



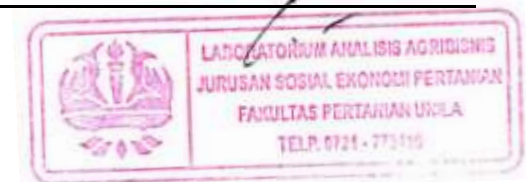
**Lampiran 10. Produktivitas tanaman kubis pada lahan kering (Desa Gisting Atas)**

No	Nama	Luas Lahan (ha)	Produksi Kubis			Produktivitas
			Konsumsi (ton)	Dijual (ton)	Total (ton)	
1	Wagio	0.25	0.05	2.50	2.55	10.20
2	Mujianto	0.50	0.03	2.00	2.03	4.06
3	Antoni Sukirno	0.50	0.15	8.40	8.55	17.10
4	Tugiman	0.25	0.05	0.80	0.85	3.40
5	Jianto	0.50	0.10	8.00	8.10	16.20
6	Sugio	0.50	0.10	7.50	7.60	15.20
7	Kukuh Rianto	0.33	0.05	0.09	0.14	0.43
8	Usuf	0.25	0.03	2.80	2.83	11.30
9	Ahmad Yani	0.50	0.10	11.05	11.15	22.30
10	Tukiran	0.25	0.05	2.10	2.15	8.60
11	Jeni	0.50	0.05	7.00	7.05	14.10
12	Slamet	0.25	0.05	4.00	4.05	16.20
13	Kasno	0.25	0.05	2.50	2.55	10.20
14	Sarno	0.25	0.07	2.94	3.01	12.04
15	Suharti	0.25	0.02	2.80	2.82	11.28
16	Boimin	0.25	0.07	2.52	2.59	10.36
17	Triyono	0.25	0.07	5.60	5.67	22.68
18	Miskan	0.50	0.10	6.00	6.10	12.20
19	Joko	0.25	0.02	3.00	3.02	12.06
20	Surgiyanto	0.25	0.05	4.90	4.95	19.80
21	Ambaryoko	0.50	0.07	5.60	5.67	11.34
22	Bambang Rianto	0.25	0.07	4.20	4.27	17.08
23	Aminudin	0.25	0.05	1.96	2.01	8.04
24	Supardi	0.25	0.05	4.20	4.25	17.00
25	Leo	0.50	0.07	11.00	11.07	22.14
26	Joko Mulyono	0.50	0.07	4.00	4.07	8.14
27	Sutardi	0.25	0.05	3.50	3.55	14.20
28	Jimun	0.25	0.07	7.00	7.07	28.28
29	Slamet	0.25	0.07	7.20	7.27	29.08
30	Agung Triono	0.25	0.05	3.50	3.55	14.20
31	Rudianto	0.50	0.07	7.70	7.77	15.54
32	Mursidi	0.25	0.03	4.55	4.58	18.32
33	Yono	0.13	0.01	1.30	1.31	10.48
34	Kaulan	0.25	0.07	5.00	5.07	20.28
35	Prayit	0.11	0.02	0.75	0.77	7.33
36	Sebo	0.25	0.07	5.60	5.67	22.68
37	Sukis	0.25	0.05	5.00	5.05	20.20
38	Marbun	0.25	0.05	4.58	4.63	18.50
39	Supri	0.25	0.08	5.48	5.55	22.20
40	Teguh	0.25	0.08	5.25	5.33	21.30
41	Mulyadi	0.13	0.05	2.93	2.98	23.80
42	Wahyudi	0.09	0.05	1.13	1.18	13.06
43	Senun	0.25	0.05	4.50	4.55	18.20
44	Mukhsin	0.25	0.05	3.23	3.28	13.10
Jumlah		13.27	2.59	195.64	198.23	664.20
Rata-rata		0.30	0.06	4.45	4.51	15.10



**Lampiran 11. Identitas responden usahatani kubis lahan sawah tadah hujan (Desa Campang)**

No	Nama	Umur (thn)	Luas lahan (ha)	Pendidikan formal	Pendidikan formal (thn)	Pekerjaan sampingan	Suku	Pengalaman usahatani (thn)	Jumlah tanggungan keluarga	Jenis sampel
1	Supartiman	48	0.250	Diploma	14	Peternak	Jawa	9	4	Lahan Sawah
2	Suharto	50	0.250	Tamat SMP	9	-	Jawa	20	4	Lahan Sawah
3	Siswadi	54	0.099	Tamat SD	6	Peternak	Jawa	37	2	Lahan Sawah
4	Mas Mansyur	47	0.099	Tamat SMP	9	-	Jawa	16	4	Lahan Sawah
5	Haryono	40	0.125	Tamat SMA	12	Buruh Tani	Jawa	20	3	Lahan Sawah
6	Wagino	43	0.250	Tamat SMA	12	Peternak	Jawa	18	4	Lahan Sawah
7	Ngadimen	43	0.250	Tamat SMP	9	-	Jawa	27	4	Lahan Sawah
8	Samiri	40	0.250	Tamat SD	6	-	Jawa	20	3	Lahan Sawah
9	Subagio	41	0.250	Tamat SMP	9	-	Jawa	25	3	Lahan Sawah
10	Wiyono	30	0.125	Tamat SMA	12	-	Jawa	10	3	Lahan Sawah
11	Kuswanto	30	0.250	Sarjana	16	Guru	Jawa	3	2	Lahan Sawah
12	Suparlan	40	0.250	Tamat SD	6	-	Jawa	20	3	Lahan Sawah
13	Wandi	40	0.125	Tamat SMP	9	-	Jawa	10	3	Lahan Sawah
14	Suwandi	39	0.250	Tamat SMP	9	-	Jawa	10	6	Lahan Sawah
15	Supriyanto	40	0.084	Tamat SMP	9	-	Jawa	15	4	Lahan Sawah
16	Misno	39	0.250	Tamat SMP	9	-	Jawa	10	3	Lahan Sawah
17	Sutrisno	46	0.125	Tamat SD	6	-	Jawa	10	5	Lahan Sawah
18	Tursiman	56	0.044	Tidak Tamat SD	0	Pedagang	Jawa	39	1	Lahan Sawah
19	Suheri	47	0.125	Tidak Tamat SD	5	-	Jawa	25	4	Lahan Sawah
20	Suratman	47	0.125	Tamat SMA	12	Peternak	Jawa	18	3	Lahan Sawah
21	Legino	42	0.084	Tamat SMP	9	-	Jawa	10	4	Lahan Sawah
22	Sutito	37	0.125	Tamat SMP	9	-	Jawa	5	3	Lahan Sawah
23	Arib Rohmadi	39	0.250	Tamat SMA	12	-	Jawa	20	3	Lahan Sawah
24	Ponidi	41	0.125	Tamat SMP	9	-	Jawa	18	2	Lahan Sawah
25	Jemangin	30	0.125	Tamat SMP	9	-	Jawa	16	2	Lahan Sawah
26	Supandi	42	0.250	Tamat SMP	9	-	Jawa	21	2	Lahan Sawah
27	Heri Suyanto	39	0.250	Tamat SMA	12	-	Jawa	19	3	Lahan Sawah
28	Yaqub Susilo	55	0.250	Tamat SMP	9	-	Jawa	30	3	Lahan Sawah
29	Mursidi	58	0.125	Tamat SD	6	Pengusaha	Jawa	20	1	Lahan Sawah
30	Tarmin	49	0.250	Tamat SMP	9	-	Jawa	21	4	Lahan Sawah
31	Ratno	51	0.125	Tidak Tamat SD	3	-	Jawa	25	3	Lahan Sawah



**Lampiran 12. Penguasaan lahan petani pada usahatani kubis lahan sawah tadah hujan (Desa Campang)**

No	Nama	Luas Lahan (ha)	Status Kepemilikan Lahan			Biaya Lahan ( per ha/tahun)	Total Biaya Lahan	Total Biaya Satu Kali Tanam
			Milik Sendiri	Sewa	Lainnya			
1	Supartiman	0.25		√		1600000	400000	1333333.33
2	Suharto	0.25	√			2000000	500000	1666666.67
3	Siswadi	0.10	√			1200000	1188000	396000.00
4	Mas Mansyur	0.10		√		1200000	1188000	396000.00
5	Haryono	0.13	√			1200000	1500000	500000.00
6	Wagino	0.25	√			1200000	3000000	1000000.00
7	Ngadimen	0.25		√		1000000	2500000	833333.33
8	Samiri	0.25		√		1000000	2500000	833333.33
9	Subagio	0.25		√		800000	2000000	666666.67
10	Wiyono	0.13	√			1000000	1250000	416666.67
11	Kuswanto	0.25		√		1400000	3500000	1166666.67
12	Suparlan	0.25		√		1000000	2500000	833333.33
13	Wandi	0.13	√			1000000	1250000	416666.67
14	Suwandi	0.25	√			800000	2000000	666666.67
15	Supriyanto	0.08		√		800000	1600000	533333.33
16	Misno	0.25		√		600000	1500000	500000.00
17	Sutrisno	0.13	√			800000	1000000	333333.33
18	Tursiman	0.04		√		600000	500000	166666.67
19	Suheri	0.13	√			400000	500000	166666.67
20	Suratman	0.13	√			400000	500000	166666.67
21	Legino	0.08	√			1000000	800000	266666.67
22	Sutito	0.13	√			800000	1000000	333333.33
23	Arib Rohmadi	0.25	√			800000	2000000	666666.67
24	Ponidi	0.13	√			1000000	1250000	416666.67
25	Jemangin	0.13	√			800000	1000000	333333.33
26	Supandi	0.25		√		800000	2000000	666666.67
27	Heri Suyanto	0.25		√		1200000	3000000	1000000.00
28	Yaqub Susilo	0.25	√			1200000	3000000	1000000.00
29	Mursidi	0.13	√			1200000	1500000	500000.00
30	Tarmin	0.25		√		800000	2000000	666666.67
31	Ratno	0.13		√		600000	750000	250000.00
Jumlah		5.54				30200000.00	57276000.00	19092000.00
Rata-rata		0.18				9741935.48	1847612.90	615870.97



**Lampiran 13. Biaya produksi pada usahatani kubis lahan sawah tadah hujan (Desa Campang)**

No	Nama Responden	Varietas Kubis	Benih			Pupuk								
			Jml (g)	Harga	Biaya	Urea			NPK Phonska			Za		
						Jml (kg)	Harga	Biaya	Jml (kg)	Harga	Biaya	Jml (kg)	Harga	Biaya
1	Supartiman	Grand 22	75	3333.33	250000	200	1800	360000	50	2500	125000	50	1700	85000
2	Suharto	Sakata	75	3333.33	250000	100	1600	160000	0	0	0	50	1600	80000
3	Siswadi	Grand 22	30	3133.33	94000	0	0	0	100	2300	230000	50	1900	95000
4	Mas Mansyur	Grand 22	30	3333.33	100000	50	2000	100000	0	0	0	0	0	0
5	Haryono	Grand 22	30	3000.00	90000	0	0	0	0	0	0	100	1700	170000
6	Wagino	Grand 22	60	3333.33	200000	50	1900	95000	500	3600	1800000	0	0	0
7	Ngadimen	Grand 22	75	3333.33	250000	125	1750	218750	0	0	0	100	1800	180000
8	Samiri	Grand 22	60	3333.33	200000	100	2000	200000	100	2600	260000	50	1700	85000
9	Subagio	Grand 22	60	2666.67	160000	50	2100	105000	0	0	0	50	2000	100000
10	Wiyono	Grand 22	45	3333.33	150000	50	1900	95000	0	0	0	0	0	0
11	Kuswanto	Grand 22	60	3000.00	180000	100	2000	200000	50	3000	150000	0	0	0
12	Suparlan	Grand 22	60	3333.33	200000	100	2000	200000	100	2400	240000	0	0	0
13	Wandi	Grand 22	30	3066.67	92000	100	2000	200000	0	0	0	0	0	0
14	Suwandi	Grand 22	60	3000.00	180000	100	2500	250000	50	3000	150000	0	0	0
15	Supriyanto	Grand 22	45	3066.67	138000	75	2200	165000	50	2000	100000	0	0	0
16	Misno	Grand 22	60	3066.67	184000	100	1900	190000	150	2000	300000	0	0	0
17	Sutrisno	Summer	30	3000.00	90000	100	2000	200000	0	0	0	0	0	0
18	Tursiman	Grand 22	15	3000.00	45000	20	2000	40000	20	2200	44000	20	1800	36000
19	Suheri	Grand 22	30	3133.33	94000	0	0	0	100	2200	220000	50	1800	90000
20	Suratman	Grand 22	30	3333.33	100000	50	1800	90000	30	2200	66000	0	0	0
21	Legino	Grand 22	30	3333.33	100000	50	2500	125000	0	0	0	25	2600	65000
22	Sutito	Grand 22	30	3000.00	90000	50	1900	95000	0	0	0	50	2500	125000
23	Arib R	Grand 11	60	3000.00	180000	100	2000	200000	0	0	0	100	2300	230000
24	Ponidi	Sumer	30	2666.67	80000	50	1600	80000	0	0	0	50	2000	100000
25	Jemangin	Grand 22	30	2666.67	80000	50	1800	90000	0	0	0	50	2000	100000
26	Supandi	Grand 22	45	3000.00	135000	100	1800	180000	0	0	0	50	2000	100000
27	Heri Suyanto	Grand 22	45	2666.67	120000	100	1900	190000	100	2500	250000	0	0	0
28	Yaqub Susilo	Grand 22	75	3066.67	230000	100	2200	220000	100	2200	220000	0	0	0
29	Mursidi	Grand 22	30	3000.00	90000	100	1800	180000	50	2000	100000	0	0	0
30	Tarmin	Grand 22	60	3333.33	200000	100	2200	220000	100	2300	230000	0	0	0
31	Ratno	Grand 22	30	3333.33	100000	50	2000	100000	50	2200	110000	50	2200	110000
Jumlah			1425.00	96200.00	445200.00	2320.00	55150.00	4548750.00	1700.00	41200.00	4595000.00	895.00	31600.00	1751000.00
Rata-rata			45.97	3103.23	143612.90	74.84	1901.72	146733.87	54.84	2423.53	148225.81	28.87	1858.82	56483.87




## Lampiran 13. Lanjutan

No	Pupuk									Biaya Pupuk (Rp)	Pestisida								
	Kandang			SP			NPK Bass				Aglimec			Ambligo			Antracol		
	Jml (kg)	Harga	Biaya	Jml (kg)	Harga	Biaya	Jml (kg)	Harga	Biaya		Jml (kg)	Harga	Biaya	Jml (kg)	Harga	Biaya	Jml (kg)	Harga	Biaya
1	0	0	0	50	2300	115000	0	0	0	685000	0	0	0	0.5	460000	230000	0	0	0
2	750	300	225000	50	2500	125000	50	8000	400000	990000	0	0	0	0	0	0	0.5	100000	50000
3	0	0	0	75	2300	172500	25	9000	225000	722500	0	0	0	0	0	0	0	0	0
4	0	0	0	50	2300	115000	15	8500	127500	342500	0	0	0	0	0	0	0.5	100000	50000
5	500	400	200000	50	2300	115000	0	0	0	485000	0	0	0	0	0	0	0.5	80000	40000
6	0	0	0	100	2000	200000	25	9000	225000	2320000	0	0	0	0	0	0	0.5	120000	60000
7	500	320	160000	0	0	0	20	8000	160000	718750	0	0	0	0	0	0	1	100000	100000
8	50	480	24000	0	0	0	0	0	0	569000	0	0	0	0	0	0	0	0	0
9	500	400	200000	0	0	0	0	0	0	405000	0	0	0	0	0	0	1	100000	100000
10	0	0	0	100	2000	200000	0	0	0	295000	0	0	0	0	0	0	1	100000	100000
11	1250	200	250000	0	0	0	0	0	0	600000	0	0	0	0	0	0	0	0	0
12	250	200	50000	0	0	0	0	0	0	490000	0	0	0	0	0	0	0	0	0
13	750	200	150000	50	2000	100000	20	9000	180000	630000	0	0	0	0	0	0	1	85000	85000
14	500	280	140000	0	0	0	0	0	0	540000	0	0	0	0	0	0	0	0	0
15	0	0	0	50	2200	110000	20	9000	180000	555000	0	0	0	0	0	0	0.5	100000	50000
16	250	480	120000	0	0	0	20	9000	180000	790000	0	0	0	0	0	0	0	0	0
17	0	0	0	50	3000	150000	25	8000	200000	550000	0	0	0	0	0	0	1	85000	85000
18	125	400	50000	0	0	0	0	0	0	170000	0	0	0	0	0	0	0	0	0
19	0	0	0	50	2200	110000	25	9000	225000	645000	0	0	0	0	0	0	0	0	0
20	1000	200	200000	50	2000	100000	0	0	0	456000	0	0	0	0	0	0	0.5	100000	50000
21	0	0	0	0	0	0	15	9000	135000	325000	0	0	0	0	0	0	0	0	0
22	0	0	0	50	2500	125000	30	8500	255000	600000	0	0	0	0	0	0	0	0	0
23	1250	320	400000	50	3500	175000	50	8000	400000	1405000	0	0	0	0	0	0	2	80000	160000
24	0	0	0	50	2500	125000	30	8000	240000	545000	0.1	1000000	100000	0	0	0	0	0	0
25	0	0	0	50	2500	125000	30	8000	240000	555000	0.1	1000000	100000	0	0	0	0	0	0
26	500	320	160000	0	0	0	0	0	0	440000	0	0	0	0	0	0	0	0	0
27	0	0	0	0	0	0	14	9000	126000	566000	0.1	1200000	120000	0	0	0	1	100000	100000
28	0	0	0	50	2300	115000	0	0	0	555000	0	0	0	0.25	400000	100000	0	0	0
29	250	300	75000	50	2200	110000	0	0	0	465000	0.05	1000000	50000	0	0	0	0	0	0
30	0	0	0	50	2000	100000	10	9000	90000	640000	0	0	0	0.25	400000	100000	1	100000	100000
31	250	280	70000	0	0	0	0	0	0	390000	0	0	0	0	0	0	0	0	0
Σ	8675	5080	2474000	1075	44600.00	2487500	424.00	146000	3588500	19444750	0.35	4200000	370000	1.00	1260000	430000	12	135000	1130000
χ	279.84	298.75	79806.45	34.68	2226.32	80241.94	13.68	8111.11	115758.06	627250	0.01	1050000	11935.48	0.03	420000	13870.97	0.39	96428.57	36451.61



## Lampiran 13. Lanjutan

No	Pestisida																	
	Biocrone			Borer			cadasil			Checkpoint			Curacron			Demolis		
	Jml (L)	Harga	Biaya	Jml (L)	Harga	Biaya	Jml (L)	Harga	Biaya	Jml (kg)	Harga	Biaya	Jml (L)	Harga	Biaya	Jml (L)	Harga	Biaya
1	0	0	0	0	0	0	0	0	0	0	0	0	0	0	0	0	0	0
2	0	0	0	0	0	0	0	0	0	0	0	0	0.5	130000	65000	0	0	0
3	0	0	0	0	0	0	0	0	0	0	0	0	1	130000	130000	0.2	500000	100000
4	0	0	0	0	0	0	0	0	0	0	0	0	0	0	0	0	0	0
5	0	0	0	0	0	0	0.1	300000	30000	0	0	0	0	0	0	0	0	0
6	0	0	0	0	0	0	0	0	0	0	0	0	1	100000	100000	0	0	0
7	0	0	0	0	0	0	0.2	250000	50000	0	0	0	0	0	0	0	0	0
8	0	0	0	0	0	0	0	0	0	0	0	0	1	125000	125000	0	0	0
9	0	0	0	0	0	0	0.1	250000	25000	0	0	0	0	0	0	0	0	0
10	0	0	0	0	0	0	0	0	0	0	0	0	0	0	0	0	0	0
11	0	0	0	0.2	400000	80000	0	0	0	0	0	0	0	0	0	0	0	0
12	0	0	0	0	0	0	0	0	0	1	180000	180000	1	90000	90000	0.2	500000	100000
13	0	0	0	0	0	0	0	0	0	0	0	0	0.5	120000	60000	0	0	0
14	0.35	242857.14	85000	0.2	400000	80000	0	0	0	0	0	0	0	0	0	0	0	0
15	0	0	0	0	0	0	0	0	0	0	0	0	0	0	0	0	0	0
16	0	0	0	0	0	0	0	0	0	0	0	0	1	120000	120000	0.2	500000	100000
17	0	0	0	0	0	0	0	0	0	0	0	0	0.5	120000	60000	0	0	0
18	0	0	0	0	0	0	0	0	0	0	0	0	0	0	0	0	0	0
19	0	0	0	0	0	0	0	0	0	0	0	0	1	130000	130000	0.2	500000	100000
20	0	0	0	0	0	0	0	0	0	0	0	0	0	0	0	0	0	0
21	0	0	0	0	0	0	0	0	0	0	0	0	0	0	0	0	0	0
22	0	0	0	0	0	0	0	0	0	0	0	0	0	0	0	0	0	0
23	0	0	0	0	0	0	0	0	0	0	0	0	1.5	90000	135000	0	0	0
24	0	0	0	0	0	0	0	0	0	0	0	0	0	0	0	0	0	0
25	0	0	0	0	0	0	0	0	0	0	0	0	0	0	0	0	0	0
26	0.35	242857.14	85000	0	0	0	0	0	0	0	0	0	0	0	0	0	0	0
27	0	0	0	0	0	0	0	0	0	0	0	0	0	0	0	0	0	0
28	0	0	0	0	0	0	0	0	0	0	0	0	0	0	0	0	0	0
29	0	0	0	0	0	0	0	0	0	0	0	0	0	0	0	0.1	500000	50000
30	0	0	0	0	0	0	0	0	0	0	0	0	0	0	0	0	0	0
31	0	0	0	0.1	400000	40000	0.1	250000	25000	0	0	0	0	0	0	0	0	0
Σ	0.70	485714.29	170000	0.50	1200000	200000	0.50	1050000	130000	1.00	180000	180000	9.00	1155000	1015000	0.90	2500000	450000
χ	0.02	242857.14	5483.87	0.02	400000	6451.61	0.02	262500	4333.33	0.03	180000	5806.45	0.29	115500	32741.94	0.03	500000	14516.13



**Lampiran 13. Lanjutan**

No	Pestisida														
	Dupon			Endure			Greentonik			Multitonic			Pastax		
	Jml (L)	Harga	Biaya	Jml (L)	Harga	Biaya	Jml (L)	Harga	Biaya	Jml (L)	Harga	Biaya	Jml (L)	Harga	Biaya
1	0	0	0	0.1	1650000	165000	0	0	0	0	0	0	0	0	0
2	0	0	0	0	0	0	0	0	0	0	0	0	0	0	0
3	0	0	0	0	0	0	0	0	0	0	0	0	0	0	0
4	0	0	0	0	0	0	0	0	0	1	75000	75000	0	0	0
5	0.45	300000.00	135000	0	0	0	0	0	0	0	0	0	0	0	0
6	0	0	0	0	0	0	0	0	0	0	0	0	0	0	0
7	0	0	0	0.1	1500000	150000	0	0	0	0	0	0	0	0	0
8	0.225	333333.33	75000	0	0	0	0	0	0	0	0	0	0	0	0
9	0	0	0	0	0	0	0	0	0	0	0	0	0	0	0
10	0	0	0	0	0	0	0	0	0	0	0	0	0	0	0
11	0	0	0	0	0	0	0	0	0	0	0	0	1	80000	80000
12	0	0	0	0	0	0	0	0	0	0	0	0	0	0	0
13	0	0	0	0	0	0	0	0	0	0	0	0	1	90000	90000
14	0	0	0	0	0	0	0	0	0	0	0	0	1	80000	80000
15	0	0	0	0	0	0	0.25	200000	50000	1	75000	75000	0	0	0
16	0	0	0	0	0	0	0	0	0	0	0	0	0	0	0
17	0	0	0	0	0	0	0	0	0	0	0	0	0.5	90000	45000
18	0	0	0	0	0	0	0.25	200000	50000	0	0	0	0	0	0
19	0	0	0	0	0	0	0	0	0	0	0	0	0	0	0
20	0	0	0	0	0	0	0	0	0	1	75000	75000	0	0	0
21	0	0	0	0	0	0	0	0	0	0	0	0	0	0	0
22	0.45	177777.78	80000	0	0	0	0	0	0	0	0	0	0	0	0
23	0	0	0	0	0	0	0	0	0	0	0	0	0	0	0
24	0.45	177777.78	80000	0	0	0	0	0	0	0	0	0	0	0	0
25	0.45	177777.78	80000	0	0	0	0	0	0	0	0	0	0	0	0
26	0.45	177777.78	80000	0	0	0	0.125	200000	25000	0	0	0	0	0	0
27	0	0	0	0	0	0	0	0	0	0	0	0	0	0	0
28	0	0	0	0	0	0	0	0	0	0	0	0	0	0	0
29	0	0	0	0	0	0	0	0	0	0	0	0	0	0	0
30	0	0	0	0	0	0	0.25	240000	60000	0	0	0	0	0	0
31	0.225	222222.22	50000	0	0	0	0	0	0	0.5	75000	37500	0	0	0
Σ	2.70	1566666.67	580000.00	0.20	3150000.00	315000.00	0.88	840000.00	185000.00	3.50	300000.00	262500.00	3.50	340000.00	295000.00
χ	0.09	223809.52	18709.68	0.01	1575000.00	10161.29	0.03	210000.00	5967.74	0.11	75000.00	8467.74	0.11	85000.00	9516.13



## Lampiran 13. Lanjutan

No	Pestisida														
	Proclim			Provide-X			Reagen			Skor			spontan		
	Jml (kg)	Harga	Biaya	Jml (L)	Harga	Biaya	Jml (L)	Harga	Biaya	Jml (L)	Harga	Biaya	Jml (L)	Harga	Biaya
1	0.35	328571.43	115000	0	0	0	0.2	400000	80000	0.1	450000	45000	0	0	0
2	0	0	0	0	0	0	0	0	0	0	0	0	0	0	0
3	0	0	0	0	0	0	0	0	0	0	0	0	0	0	0
4	0	0	0	0	0	0	0	0	0	0	0	0	0	0	0
5	0	0	0	0	0	0	0	0	0	0	0	0	0	0	0
6	0.35	357142.86	125000	0	0	0	0	0	0	0	0	0	0.15	200000	30000
7	0	0	0	0	0	0	0.1	500000	50000	0	0	0	0	0	0
8	0	0	0	0	0	0	0.1	350000	35000	0.2	625000	125000	0	0	0
9	0	0	0	0	0	0	0	0	0	0	0	0	0.3	266666.67	80000
10	0	0	0	0	0	0	0.1	280000	28000	0	0	0	0	0	0
11	0.7	285714.29	200000	0	0	0	0	0	0	0	0	0	0	0	0
12	0	0	0	0	0	0	0	0	0	0	0	0	0	0	0
13	0.5	200000.00	100000	0	0	0	0	0	0	0	0	0	0	0	0
14	0	0	0	0	0	0	0	0	0	0	0	0	0	0	0
15	0	0	0	0	0	0	0	0	0	0	0	0	0	0	0
16	0	0	0	0	0	0	0	0	0	0	0	0	0	0	0
17	0.35	285714.29	100000	0	0	0	0	0	0	0	0	0	0	0	0
18	0	0	0	0	0	0	0	0	0	0	0	0	0	0	0
19	0	0	0	0	0	0	0	0	0	0	0	0	0	0	0
20	0.18	342857.14	60000	0	0	0	0	0	0	0	0	0	0	0	0
21	0.35	371428.57	130000	0	0	0	0.1	450000	45000	0	0	0	0	0	0
22	0.18	300000.00	52500	0	0	0	0	0	0	0	0	0	0	0	0
23	0.7	328571.43	230000	0.5	480000	240000	0	0	0	0	0	0	0.6	166666.67	100000
24	0.18	274285.71	48000	0	0	0	0	0	0	0	0	0	0	0	0
25	0.18	274285.71	48000	0	0	0	0	0	0	0	0	0	0	0	0
26	0	0	0	0.25	440000	110000	0	0	0	0	0	0	0	0	0
27	0.35	328571.43	115000	0	0	0	0.1	300000	30000	0	0	0	0	0	0
28	0.35	328571.43	115000	0	0	0	0	0	0	0	0	0	0	0	0
29	0	0	0	0	0	0	0.1	400000	40000	0	0	0	0	0	0
30	0	0	0	0	0	0	0.2	500000	100000	0	0	0	0	0	0
31	0	0	0	0	0	0	0	0	0	0	0	0	0.15	200000	30000
Σ	4.70	4005714.29	1438500.00	0.75	920000.00	350000.00	1.00	3180000.00	408000.00	0.30	1075000.00	170000.00	1.20	833333.33	240000.00
χ	0.15	308131.87	46403.23	0.02	460000.00	11290.32	0.03	397500.00	13161.29	0.01	537500.00	5483.87	0.04	208333.33	7741.94



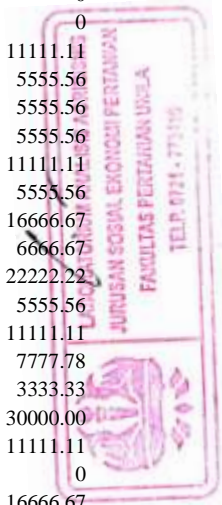
## Lampiran 13. Lanjutan

No	Pestisida									Total Biaya Pestisida
	Supervora			Tracer			Virtako			
	Jml (L)	Harga	Biaya	Jml (L)	Harga	Biaya	Jml (L)	Harga	Biaya	
1	0	0	0	0.5	440000	220000	0	0	0	855000
2	0	0	0	0.125	420000	52500	0	0	0	167500
3	0	0	0	0	0	0	0.1	1000000	100000	330000
4	0	0	0	0	0	0	0.2	1000000	200000	325000
5	0	0	0	0	0	0	0.1	1000000	100000	305000
6	0	0	0	0	0	0	0	0	0	315000
7	0	0	0	0	0	0	0	0	0	350000
8	0	0	0	0	0	0	0	0	0	360000
9	0	0	0	0	0	0	0.1	1000000	100000	305000
10	0	0	0	0	0	0	0.1	1050000	105000	233000
11	0	0	0	0	0	0	0	0	0	360000
12	0	0	0	0.25	400000	100000	0	0	0	470000
13	0	0	0	0	0	0	0	0	0	335000
14	0	0	0	0	0	0	0.1	1000000	100000	345000
15	0	0	0	0	0	0	0.1	1000000	100000	275000
16	0	0	0	0.25	400000	100000	0.1	1100000	110000	430000
17	0	0	0	0	0	0	0.2	1100000	220000	510000
18	0.175	314285.71	55000	0	0	0	0.1	1000000	100000	205000
19	0	0	0	0	0	0	0.1	1000000	100000	330000
20	0	0	0	0	0	0	0	0	0	185000
21	0	0	0	0.125	500000	62500	0	0	0	237500
22	0	0	0	0	0	0	0.1	1000000	100000	232500
23	0	0	0	0	0	0	0	0	0	865000
24	0	0	0	0	0	0	0.05	1000000	50000	278000
25	0	0	0	0	0	0	0.1	1000000	100000	328000
26	0	0	0	0	0	0	0	0	0	300000
27	0	0	0	0	0	0	0	0	0	365000
28	0.35	285714.29	100000	0.25	400000	100000	0	0	0	415000
29	0	0	0	0.125	400000	50000	0	0	0	190000
30	0	0	0	0	0	0	0	0	0	360000
31	0	0	0	0	0	0	0	0	0	182500
Σ	0.53	600000.00	155000.00	1.63	2960000.00	685000.00	1.55	14250000.00	1585000.00	10744000.00
χ	0.02	300000.00	5000.00	0.05	422857.14	22096.77	0.05	1017857.14	51129.03	346580.65



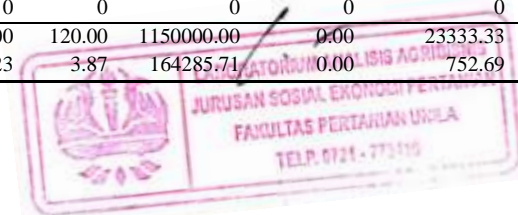
**Lampiran 14. Penyusutan alat pertanian pada usahatani kubis lahan sawah tadah hujan (Desa Campang)**

No	Nama	Luas Lahan (ha)	Cangkul					Parang/Golok					Sabit				
			Jml (unit)	U.E. (thn)	Harga (Rp/unit)	Nilai sisa (Rp/unit)	Bi peny (Rp/msm)	Jml (unit)	U.E. (thn)	Harga (Rp/unit)	Nilai sisa (Rp/unit)	Bi peny (Rp/msm)	Jml (unit)	U.E. (thn)	Harga (Rp/unit)	Nilai sisa (Rp/unit)	Bi peny (Rp/msm)
1	Supartiman	0.25	2	10	75000	0	5000.00	0	0	0	0	0	2	5	40000	0	5333.33
2	Suharto	0.25	2	10	75000	0	5000.00	0	0	0	0	0	1	3	25000	0	2777.78
3	Siswadi	0.10	1	4	150000	0	12500.00	1	10	50000	0	1666.67	0	0	0	0	0
4	Mas Mansyur	0.10	3	6	150000	0	25000.00	2	5	50000	0	6666.67	2	2	35000	0	11666.67
5	Haryono	0.13	2	5	70000	0	9333.33	2	5	60000	0	8000.00	1	2	35000	0	5833.33
6	Wagino	0.25	2	5	200000	0	26666.67	2	3	70000	0	15555.56	1	3	50000	0	5555.56
7	Ngadimen	0.25	1	5	70000	0	4666.67	1	3	50000	0	5555.56	2	1	50000	0	33333.33
8	Samiri	0.25	2	3	50000	0	11111.11	1	3	50000	0	5555.56	3	3	35000	0	11666.67
9	Subagio	0.25	2	5	250000	0	33333.33	2	7	100000	0	9523.81	3	5	40000	0	8000.00
10	Wiyono	0.13	1	5	150000	0	10000.00	1	2	50000	0	8333.33	0	0	0	0	0
11	Kuswanto	0.25	0	0	0	0	0.00	1	5	70000	0	4666.67	0	0	0	0	0
12	Suparlan	0.25	2	3	70000	0	15555.56	2	3	50000	0	11111.11	2	3	50000	0	11111.11
13	Wandi	0.13	2	5	100000	0	13333.33	1	3	50000	0	5555.56	1	3	50000	0	5555.56
14	Suwandi	0.25	2	5	70000	0	9333.33	1	3	70000	0	7777.78	1	3	50000	0	5555.56
15	Supriyanto	0.08	2	5	100000	0	13333.33	2	5	50000	0	6666.67	1	3	50000	0	5555.56
16	Misno	0.25	2	3	50000	0	11111.11	1	3	50000	0	5555.56	2	3	50000	0	11111.11
17	Sutrisno	0.13	2	5	70000	0	9333.33	2	3	50000	0	11111.11	1	3	50000	0	5555.56
18	Tursiman	0.04	1	3	70000	0	7777.78	1	3	50000	0	5555.56	1	1	50000	0	16666.67
19	Suheri	0.13	1	5	100000	0	6666.67	1	3	60000	0	6666.67	1	3	60000	0	6666.67
20	Suratman	0.13	2	4	50000	0	8333.33	1	2	50000	0	8333.33	4	3	50000	0	22222.22
21	Legino	0.08	1	3	75000	0	8333.33	1	3	50000	0	5555.56	1	3	50000	0	5555.56
22	Sutito	0.13	2	3	70000	0	15555.56	2	3	70000	0	15555.56	2	3	50000	0	11111.11
23	Arib R.	0.25	1	5	75000	0	5000.00	1	3	50000	0	5555.56	2	3	35000	0	7777.78
24	Ponidi	0.13	2	12	125000	0	6944.44	1	7	50000	0	2380.95	2	7	35000	0	3333.33
25	Jemangin	0.13	2	7	200000	0	19047.62	1	5	100000	0	6666.67	3	2	60000	0	30000.00
26	Supandi	0.25	2	5	70000	0	9333.33	2	3	50000	0	11111.11	2	3	50000	0	11111.11
27	Heri Suyanto	0.25	1	5	150000	0	10000.00	1	10	70000	0	2333.33	0	0	0	0	0
28	Yaqub Susilo	0.25	1	3	70000	0	7777.78	2	3	70000	0	15555.56	2	2	50000	0	16666.67
29	Mursidi	0.13	1	2	70000	0	11666.67	1	3	50000	0	5555.56	2	1	35000	0	23333.33
30	Tarmin	0.25	1	5	150000	0	10000.00	1	3	75000	0	8333.33	2	3	50000	0	11111.11
31	Ratno	0.13	1	5	75000	0	5000.00	1	5	75000	0	5000.00	2	3	50000	0	11111.11
Jumlah		5.54	49.00	151.00	3050000.00	0.00	346047.62	39.00	119	1740000	0	217460.32	49.00	79.00	1235000.00	0.00	305277.78
Rata-rata		0.18	1.58	4.87	101666.67	0.00	11162.83	1.26	3.84	60000	0.00	7014.85	1.58	2.55	45740.74	0.00	9847.67



## Lampiran 14. Lanjutan

No	Sprayer					Ember					Drum					Total Penyusutan Per musim
	Jml (unit)	U.E. (thn)	Harga (Rp/unit)	Nilai sisa (Rp/unit)	Bi peny (Rp/msm)	Jml (unit)	U.E. (thn)	Harga (Rp/unit)	Nilai sisa (Rp/unit)	Bi peny (Rp/msm)	Jml (unit)	U.E. (thn)	Harga (Rp/unit)	Nilai sisa (Rp/unit)	Bi peny (Rp/msm)	
1	2	3	350000	0	77777.78	4	1	10000	0	13333.33	0	0	0	0	0	101444.44
2	1	5	350000	0	23333.33	1	1	10000	0	3333.33	0	0	0	0	0	34444.44
3	1	1	250000	0	83333.33	2	1	12000	0	8000.00	0	0	0	0	0	105500.00
4	1	10	250000	0	8333.33	4	1	8000	0	10666.67	1	20	200000	0	3333.33	65666.67
5	2	10	325000	0	21666.67	5	2	12000	0	10000.00	0	0	0	0	0	54833.33
6	1	5	260000	0	17333.33	1	1	10000	0	3333.33	0	0	0	0	0	68444.44
7	1	10	350000	0	11666.67	3	1	8000	0	8000.00	0	0	0	0	0	63222.22
8	1	7	300000	0	14285.71	5	1	10000	0	16666.67	1	20	200000	0	3333.33	62619.05
9	1	15	400000	0	8888.89	3	1	10000	0	10000.00	1	20	100000	0	1666.67	71412.70
10	1	7	350000	0	16666.67	3	1	10000	0	10000.00	1	15	100000	0	2222.22	47222.22
11	1	10	300000	0	10000.00	4	2	10000	0	6666.67	0	0	0	0	0	21333.33
12	1	6	350000	0	19444.44	3	1	9000	0	9000.00	0	0	0	0	0	66222.22
13	1	8	400000	0	16666.67	3	2	15000	0	7500.00	0	0	0	0	0	48611.11
14	1	10	300000	0	10000.00	4	2	10000	0	6666.67	0	0	0	0	0	39333.33
15	1	10	300000	0	10000.00	4	0.5	9000	0	24000.00	0	0	0	0	0	59555.56
16	1	5	400000	0	26666.67	4	1	10000	0	13333.33	0	0	0	0	0	67777.78
17	1	8	425000	0	17708.33	5	1	10000	0	16666.67	0	0	0	0	0	60375.00
18	1	6	250000	0	13888.89	2	1	10000	0	6666.67	0	0	0	0	0	50555.56
19	1	10	300000	0	10000.00	2	1	10000	0	6666.67	0	0	0	0	0	36666.67
20	1	5	350000	0	23333.33	2	1	10000	0	6666.67	0	0	0	0	0	68888.89
21	1	10	400000	0	13333.33	2	1	15000	0	10000.00	0	0	0	0	0	42777.78
22	1	10	400000	0	13333.33	5	1	7000	0	11666.67	0	0	0	0	0	67222.22
23	1	15	400000	0	8888.89	2	2	12000	0	4000.00	1	20	200000	0	3333.33	34555.56
24	1	10	300000	0	10000.00	2	2	15000	0	5000.00	0	0	0	0	0	27658.73
25	1	10	400000	0	13333.33	3	1	10000	0	10000.00	0	0	0	0	0	79047.62
26	1	8	400000	0	16666.67	2	1	10000	0	6666.67	0	0	0	0	0	54888.89
27	1	10	600000	0	20000.00	2	1	10000	0	6666.67	0	0	0	0	0	39000.00
28	1	10	350000	0	11666.67	4	1	10000	0	13333.33	1	15	200000	0	4444.44	69444.44
29	1	8	400000	0	16666.67	2	0.5	8000	0	10666.67	0	0	0	0	0	67888.89
30	1	10	400000	0	13333.33	4	1	10000	0	13333.33	1	10	150000	0	5000.00	61111.11
31	1	3	250000	0	27777.78	2	2	12000	0	4000.00	0	0	0	0	0	52888.89
Σ	33.00	255.00	10860000.00	0.00	605994.05	94.00	37.00	322000.00	0.00	292500.00	7.00	120.00	1150000.00	0.00	23333.33	1790613.10
χ	1.06	8.23	350322.58	0.00	19548.20	3.03	1.19	10387.10	0.00	9435.48	0.23	3.87	164285.71	0.00	752.69	57761.71



**Lampiran 15. Biaya lain pada usahatani kubis lahan sawah tadah hujan (Desa Campang)**

No	Nama	Iuran Koptan	Pajak	B. Angkut
1	Supartiman	0	0.00	0
2	Suharto	0	4000.00	0
3	Siswadi	0	0.00	0
4	Mas Mansyur	0	5333.33	0
5	Haryono	0	2500.00	0
6	Wagino	0	5000.00	0
7	Ngadimen	0	0.00	0
8	Samiri	0	0.00	0
9	Subagio	0	0.00	0
10	Wiyono	0	0.00	0
11	Kuswanto	0	0.00	200000
12	Suparlan	0	0.00	0
13	Wandi	0	4000.00	0
14	Suwandi	0	5833.33	0
15	Supriyanto	0	0.00	0
16	Misno	0	0.00	0
17	Sutrisno	0	5000.00	0
18	Tursiman	0	0.00	0
19	Suheri	0	0.00	0
20	Suratman	0	0.00	0
21	Legino	0	0.00	0
22	Sutito	0	0.00	0
23	Arib Rohmadi	0	0.00	0
24	Ponidi	0	0.00	0
25	Jemangin	0	0.00	0
26	Supandi	0	0.00	0
27	Heri Suyanto	0	0.00	0
28	Yaqub Susilo	0	0.00	0
29	Mursidi	0	3666.67	0
30	Tarmin	0	0.00	0
31	Ratno	0	0.00	0
Jumlah		0	35333.33	200000.00
Rata-rata		0	1139.78	6451.61





**Lampiran 16. Penggunaan tenaga kerja pada usahatani kubis lahan sawah tadah hujan (Desa Campang)**

No	Nama	Persemaian							Pengolahan Tanah								
		Tenaga Kerja dalam Keluarga			Tenaga Kerja luar Keluarga				Total (Rp)	Tenaga Kerja dalam Keluarga			Tenaga Kerja luar Keluarga				Total (Rp)
		HKP	Upah (Rp)	Biaya (Rp)	HKP	Upah (Rp)	Biaya (Rp)	HKP		Upah (Rp)	Biaya (Rp)	HKP	Upah (Rp)	Biaya (Rp)			
1	Supartiman	1.70	40.000	68000	0	0	0	68000	1	55.000	55000	5	55.000	275000	330000		
2	Suharto	3.60	50000	180000	0	0	0	180000	1	50000	50000	6	50000	300000	350000		
3	Siswadi	4.60	50.000	230000	0	0	0	230000	1	50.000	50000	2	50000	100000	150000		
4	Mas Mansyur	4.60	50000	230000	0	0	0	230000	0	0	0	1	6	50000	50000		
5	Haryono	2.66	40000	106500	0	0	0	106500	1	40000	40000	6	40000	240000	280000		
6	Wagino	5.25	40000	210000	0	0	0	210000	0	0	0	12	40000	480000	480000		
7	Ngadimen	2.75	40000	110000	0	0	0	110000	1	40000	40000	6	40000	240000	280000		
8	Samiri	4.00	40000	160000	0	0	0	160000	12	40000	480000	0	0	0	480000		
9	Subagio	4.60	50000	230000	0	0	0	230000	0	0	0	8	50000	400000	400000		
10	Wiyono	2.75	40000	110000	0	0	0	110000	2	40000	80000	4	40000	160000	240000		
11	Kuswanto	0	0	0	3.58	35000	125300	125300	0	0	0	15	35000	525000	525000		
12	Suparlan	2.75	40000	110000	0	0	0	110000	0	0	0	20	50000	1000000	1000000		
13	Wandi	1.00	40000	40000	1.5	40000	60000	100000	0	0	0	2.5	40000	100000	100000		
14	Suwandi	1.88	40000	75000	0.875	40000	35000	110000	0	0	0	14	50000	700000	700000		
15	Supriyanto	2.40	50000	120000	0	0	0	120000	0	0	0	4	50000	200000	200000		
16	Misno	1.88	40000	75000	0.875	40000	35000	110000	3	40000	120000	4	40000	160000	280000		
17	Sutrisno	1.00	30000	30000	1	30000	30000	60000	0	0	0	4	30000	120000	120000		
18	Tursiman	1.80	50000	90000	0	0	0	90000	6	50000	300000	0	0	0	300000		
19	Suheri	2.60	50000	130000	0	0	0	130000	1	50000	50000	3	50000	150000	200000		
20	Suratman	2.00	40000	80000	0	0	0	80000	1	40000	40000	2.5	40000	100000	140000		
21	Legino	1.88	40000	75000	0	0	0	75000	0	0	0	5	40000	200000	200000		
22	Sutito	2.50	40000	100000	0	0	0	100000	1	40000	40000	4	40000	160000	200000		
23	Arib Rohmadi	2.75	40000	110000	0.75	40000	30000	140000	0	0	0	6.25	40000	250000	250000		
24	Ponidi	4.60	50000	230000	0	0	0	230000	1	50000	50000	3	50000	150000	200000		
25	Jemangin	4.60	50000	230000	0	0	0	230000	1	50000	50000	3	50000	150000	200000		
26	Supandi	3.88	40000	155000	0	0	0	155000	0	0	0	4.5	40000	180000	180000		
27	Heri Suyanto	1.75	40000	70000	0	0	0	70000	0	0	0	8	40000	320000	320000		
28	Yaqub Susilo	2.75	40000	110000	0	0	0	110000	0	0	0	15	40000	600000	600000		
29	Mursidi	1.75	40000	70000	0	0	0	70000	6	40000	240000	0	0	0	240000		
30	Tarmin	1.75	40000	70000	0	0	0	70000	1	40000	40000	7	40000	280000	320000		
31	Ratno	0	0	0	2.4	50000	120000	120000	1	50000	50000	5	5	50000	100000		
Jumlah		82.01	1240000.00	3604500	10.98	275000.00	435300.00	4039800.00	41	765000.00	1775000.00	179.75	1130011.00	7640000.00	9415000.00		
Rata-rata		2.65	42758.62	116274.19	0.35	39285.71	14041.94	130316.13	1.32	45000.00	57258.06	5.80	43461.54	246451.61	303709.68		



## Lampiran 16. Lanjutan

No	Penanaman							Pemupukan								
	Tenaga Kerja dalam Keluarga			Tenaga Kerja luar Keluarga				Total (Rp)	Tenaga Kerja dalam Keluarga			Tenaga Kerja luar Keluarga				Total (Rp)
	HKP	Upah (Rp)	Biaya (Rp)	HKP	Upah (Rp)	Biaya (Rp)	HKP		Upah (Rp)	Biaya (Rp)	HKP	Upah (Rp)	Biaya (Rp)			
1	10.00	40.000	400000	0	0	0	400000	5.5	40.000	220000	0	0	0	220000		
2	8.60	50000	430000	0	0	0	430000	3.6	50000	180000	0	0	0	180000		
3	9.20	50.000	460000	0	0	0	460000	3.6	50.000	180000	0	0	0	180000		
4	4.60	50000	230000	0	0	0	230000	3.2	50000	160000	0	0	0	160000		
5	10.38	40000	415000	0	0	0	415000	1.625	40000	65000	0	0	0	65000		
6	11.13	40000	445000	0	0	0	445000	3	40000	120000	0	0	0	120000		
7	12.00	40000	480000	0	0	0	480000	3.5	40000	140000	0	0	0	140000		
8	8.00	40000	320000	0	0	0	320000	3.5	40000	140000	0	0	0	140000		
9	5.60	50000	280000	0	0	0	280000	3.6	50000	180000	0	0	0	180000		
10	7.25	40000	290000	0	0	0	290000	3.5	40000	140000	0	0	0	140000		
11	5.72	35000	200200	0	0	0	200200	4	35000	140000	0	0	0	140000		
12	2.88	40000	115000	1	40000	40000	155000	2	40000	80000	0	0	0	80000		
13	1.75	40000	70000	0	0	0	70000	3.5	40000	140000	0	0	0	140000		
14	1.88	40000	75000	3.5	40000	140000	215000	2	40000	80000	0	0	0	80000		
15	4.70	50000	235000	0	0	0	235000	3.4	50000	170000	0	0	0	170000		
16	6.50	40000	260000	0	0	0	260000	3.75	40000	150000	0	0	0	150000		
17	0	0	0	3	30000	90000	90000	2	30000	60000	0	0	0	60000		
18	1.80	50000	90000	0	0	0	90000	3.6	50000	180000	0	0	0	180000		
19	5.60	50000	280000	0	0	0	280000	3.6	50000	180000	0	0	0	180000		
20	6.25	40000	250000	0	0	0	250000	2	40000	80000	0	0	0	80000		
21	1.88	40000	75000	0	0	0	75000	3.75	40000	150000	0	0	0	150000		
22	6.50	40000	260000	0	0	0	260000	3.5	40000	140000	0	0	0	140000		
23	8.00	40000	320000	0	0	0	320000	2	40000	80000	0	0	0	80000		
24	9.60	50000	480000	0	0	0	480000	3.6	50000	180000	0	0	0	180000		
25	9.60	50000	480000	0	0	0	480000	3.6	50000	180000	0	0	0	180000		
26	7.50	40000	300000	0	0	0	300000	5.75	40000	230000	0	0	0	230000		
27	9.00	40000	360000	0	0	0	360000	1.75	40000	70000	0	0	0	70000		
28	7.50	40000	300000	0	0	0	300000	0.75	40000	30000	0	0	0	30000		
29	8.25	40000	330000	0	0	0	330000	3.5	40000	140000	0	0	0	140000		
30	8.75	40000	350000	0	0	0	350000	3.5	40000	140000	0	0	0	140000		
31	4.60	50000	230000	0	0	0	230000	3.6	50000	180000	0	0	0	180000		
Σ	205.00	1295000.00	8810200.00	7.50	110000.00	270000.00	9080200.00	99.78	1325000.00	4305000.00	0.00	0.00	0.00	4305000.00		
χ	6.61	43166.67	284200.00	0.24	36666.67	8709.68	292909.68	3.22	42741.94	138870.97	0.00	0.00	0.00	138870.97		



## Lampiran 16. Lanjutan

No	Penyiangan							Pemberantasan HPT						
	Tenaga Kerja dalam Keluarga			Tenaga Kerja luar Keluarga			Total (Rp)	Tenaga Kerja dalam Keluarga			Tenaga Kerja luar Keluarga			Total (Rp)
	HKP	Upah (Rp)	Biaya (Rp)	HKP	Upah (Rp)	Biaya (Rp)		HKP	Upah (Rp)	Biaya (Rp)	HKP	Upah (Rp)	Biaya (Rp)	
1	0	0	0	6	40000	240000	240000	5	40000	200000	0	0	0	200000
2	0	0	0	2.4	50000	120000	120000	9	50000	450000	0	0	0	450000
3	3.6	50000	180000	0	0	0	180000	7	50000	350000	0	0	0	350000
4	0	0	0	1.2	50000	60000	60000	6	50000	300000	0	0	0	300000
5	0	0	0	1.875	40000	75000	75000	5	40000	200000	0	0	0	200000
6	0	0	0	2.5	40000	100000	100000	5	40000	200000	0	0	0	200000
7	0	0	0	2.25	40000	90000	90000	5	40000	200000	0	0	0	200000
8	0	0	0	3.75	40000	150000	150000	7	40000	280000	0	0	0	280000
9	0	0	0	3.2	50000	160000	160000	5	50000	250000	0	0	0	250000
10	2.25	40000	90000	0	0	0	90000	5	40000	200000	0	0	0	200000
11	0	0	0	3.44	35000	120400	120400	5	35000	175000	0	0	0	175000
12	0	0	0	2.625	40000	105000	105000	5	40000	200000	0	0	0	200000
13	0	0	0	1.5	40000	60000	60000	5	40000	200000	0	0	0	200000
14	0	0	0	3.5	40000	140000	140000	6.5	40000	260000	0	0	0	260000
15	0	0	0	1.4	50000	70000	70000	5	50000	250000	0	0	0	250000
16	0	0	0	1.75	40000	70000	70000	5	40000	200000	0	0	0	200000
17	0	0	0	2.5	30000	75000	75000	5	30000	150000	0	0	0	150000
18	1.8	50000	90000	0	0	0	90000	9	50000	450000	0	0	0	450000
19	0	0	0	1.6	50000	80000	80000	5	50000	250000	0	0	0	250000
20	2.75	40000	110000	0	0	0	110000	5	40000	200000	0	0	0	200000
21	1.875	40000	75000	0	0	0	75000	5	40000	200000	0	0	0	200000
22	0	0	0	2.25	40000	90000	90000	5	40000	200000	0	0	0	200000
23	0	0	0	2.25	40000	90000	90000	5	40000	200000	0	0	0	200000
24	0	0	0	3.2	50000	160000	160000	5	50000	250000	0	0	0	250000
25	0	0	0	3.2	50000	160000	160000	5	50000	250000	0	0	0	250000
26	1.875	40000	75000	0	0	0	75000	5	40000	200000	0	0	0	200000
27	0	0	0	2.25	40000	90000	90000	5	40000	200000	0	0	0	200000
28	0.75	40000	30000	1.5	40000	60000	90000	5	40000	200000	0	0	0	200000
29	1.75	40000	70000	0	0	0	70000	5	40000	200000	0	0	0	200000
30	0	0	0	1.5	40000	60000	60000	5	40000	200000	0	0	0	200000
31	0	0	0	2.4	50000	120000	120000	5	50000	250000	0	0	0	250000
Σ	16.65	340000.00	720000.00	60.04	1025000.00	2545400.00	3265400.00	169.50	1325000.00	7315000.00	0.00	0.00	0.00	7315000.00
χ	0.54	42500.00	23225.81	1.94	42708.33	82109.68	105335.48	5.47	42741.94	235967.74	0.00	0.00	0.00	235967.74



## Lampiran 16. Lanjutan

No	Panen						Total (Rp)	Jumlah TKDK (HKP)	Jumlah TKLK (HKP)	Biaya TKDK (Rp)	Biaya TKLK (Rp)	TOTAL BIAYA TENAGA KERJA
	Tenaga Kerja dalam Keluarga			Tenaga Kerja luar Keluarga								
	HKP	Upah (Rp)	Biaya (Rp)	HKP	Upah (Rp)	Biaya (Rp)						
1	2.70	60000	162000	5	60000	300000	462000	25.900	16.000	1105000	815000	1920000
2	1.00	75000	75000	4	75000	300000	375000	26.800	12.400	1365000	720000	2085000
3	1.00	50000	50000	4	50000	200000	250000	30.000	6.000	1500000	300000	1800000
4	1.00	50000	50000	5	50000	250000	300000	19.400	7.200	970000	360000	1330000
5	1.00	50000	50000	3	50000	150000	200000	21.663	10.875	876500	465000	1341500
6	0	0	0	6	70000	420000	420000	24.375	20.500	975000	1000000	1975000
7	3.00	50000	150000	5	50000	250000	400000	27.250	13.250	1120000	580000	1700000
8	0	0	0	12	40000	480000	480000	34.500	15.750	1380000	630000	2010000
9	1.00	50000	50000	4	50000	200000	250000	19.800	15.200	990000	760000	1750000
10	2.00	50000	100000	5	50000	250000	350000	24.750	9.000	1010000	410000	1420000
11	1.00	50000	50000	4	50000	200000	250000	15.720	26.020	565200	970700	1535900
12	2.00	50000	100000	4	50000	200000	300000	14.625	27.625	605000	1345000	1950000
13	3.70	50000	185000	2	50000	100000	285000	14.950	7.500	635000	320000	955000
14	1.00	50000	50000	5	50000	250000	300000	13.250	26.875	540000	1265000	1805000
15	1.00	50000	50000	5	50000	250000	300000	16.500	10.400	825000	520000	1345000
16	5.00	50000	250000	3	50000	150000	400000	25.125	9.625	1055000	415000	1470000
17	1.00	40000	40000	5	40000	200000	240000	9.000	15.500	280000	515000	795000
18	3.80	50000	190000	1	50000	50000	240000	27.800	1.000	1390000	50000	1440000
19	2.00	75000	150000	2	75000	150000	300000	19.800	6.600	1040000	380000	1420000
20	1.00	70000	70000	4	70000	280000	350000	20.000	6.500	830000	380000	1210000
21	1.80	50000	90000	2	50000	100000	190000	16.175	7.000	665000	300000	965000
22	3.00	50000	150000	2	50000	100000	250000	21.500	8.250	890000	350000	1240000
23	6.00	60000	360000	3	60000	180000	540000	23.750	12.250	1070000	550000	1620000
24	1.00	50000	50000	6	50000	300000	350000	24.800	12.200	1240000	610000	1850000
25	1.00	50000	50000	6	50000	300000	350000	24.800	12.200	1240000	610000	1850000
26	1.00	75000	75000	4	75000	300000	375000	25.000	8.500	1035000	480000	1515000
27	2.00	50000	100000	5	50000	250000	350000	19.500	15.250	800000	660000	1460000
28	2.00	60000	120000	5	60000	300000	420000	18.750	21.500	790000	960000	1750000
29	2.80	50000	140000	3	50000	150000	290000	29.050	3.000	1190000	150000	1340000
30	3.00	50000	150000	5	50000	250000	400000	23.000	13.500	950000	590000	1540000
31	2.00	50000	100000	4	50000	200000	300000	16.200	13.800	810000	490000	1300000
Σ	59.80	1565000.00	3207000.00	133.00	1675000.00	7060000.00	10267000.00	673.73	391.27	29736700.00	17950700.00	47687400.00
χ	1.93	53965.52	103451.61	4.29	54032.26	227741.94	331193.55	21.73	12.62	959248.39	579054.84	1538303.23



**Lampiran 17. Total biaya usahatani kubis lahan sawah tadah hujan (Desa Campang)**

No	Nama	Biaya								Biaya			Total Biaya	
		Benih	Pupuk	Pestisida	Tenaga kerja		Penyusutan	Sewa Lahan		Pajak	B. Angkut	Tunai		Diperhit
					TKDK	TKLK		Alat	Diperhit					
1	Supartiman	250000	685000	855000	1105000	815000	101444.44	0	1333333.33	0	0	3938333.33	1206444.44	5144777.78
2	Suharto	250000	990000	167500	1365000	720000	34444.44	1666666.67	0	4000.00	0	2131500.00	3066111.11	5197611.11
3	Siswadi	94000	722500	330000	1500000	300000	105500.00	396000.00	0	0	0	1446500.00	2001500.00	3448000.00
4	Mas Mansyur	100000	342500	325000	970000	360000	65666.67	0	396000	5333.33	0	1528833.33	1035666.67	2564500.00
5	Haryono	90000	485000	305000	876500	465000	54833.33	500000.00	0	2500.00	0	1347500.00	1431333.33	2778833.33
6	Wagino	200000	2320000	315000	975000	1000000	68444.44	1000000.00	0	5000.00	0	3840000.00	2043444.44	5883444.44
7	Ngadimen	250000	718750	350000	1120000	580000	63222.22	0	833333	0	0	2732083.33	1183222.22	3915305.56
8	Samiri	200000	569000	360000	1380000	630000	62619.05	0	833333	0	0	2592333.33	1442619.05	4034952.38
9	Subagio	160000	405000	305000	990000	760000	71412.70	0	666667	0	0	2296666.67	1061412.70	3358079.37
10	Wiyono	150000	295000	233000	1010000	410000	47222.22	416666.67	0	0	0	1088000.00	1473888.89	2561888.89
11	Kuswanto	180000	600000	360000	565200	970700	21333.33	0	1166666.67	0	200000	3477366.67	586533.33	4063900.00
12	Suparlan	200000	490000	470000	605000	1345000	66222.22	0	833333.33	0	0	3338333.33	671222.22	4009555.56
13	Wandi	92000	630000	335000	635000	320000	48611.11	416666.67	0	4000.00	0	1381000.00	1100277.78	2481277.78
14	Suwandi	180000	540000	345000	540000	1265000	39333.33	666666.67	0	5833.33	0	2335833.33	1246000.00	3581833.33
15	Supriyanto	138000	555000	275000	825000	520000	59555.56	0	533333.33	0	0	2021333.33	884555.56	2905888.89
16	Misno	184000	790000	430000	1055000	415000	67777.78	0	500000	0	0	2319000.00	1122777.78	3441777.78
17	Sutrisno	90000	550000	510000	280000	515000	60375.00	333333.33	0	5000.00	0	1670000.00	673708.33	2343708.33
18	Tursiman	45000	170000	205000	1390000	50000	50555.56	0	166666.67	0	0	636666.67	1440555.56	2077222.22
19	Suheri	94000	645000	330000	1040000	380000	36666.67	166666.67	0	0	0	1449000.00	1243333.33	2692333.33
20	Suratman	100000	456000	185000	830000	380000	68888.89	166666.67	0	0	0	1121000.00	1065555.56	2186555.56
21	Legino	100000	325000	237500	665000	300000	42777.78	266666.67	0	0	0	962500.00	974444.44	1936944.44
22	Sutito	90000	600000	232500	890000	350000	67222.22	333333.33	0	0	0	1272500.00	1290555.56	2563055.56
23	Arib R.	180000	1405000	865000	1070000	550000	34555.56	666666.67	0	0	0	3000000.00	1771222.22	4771222.22
24	Ponidi	80000	545000	278000	1240000	610000	27658.73	416666.67	0	0	0	1513000.00	1684325.40	3197325.40
25	Jemangin	80000	555000	328000	1240000	610000	79047.62	333333.33	0	0	0	1573000.00	1652380.95	3225380.95
26	Supandi	135000	440000	300000	1035000	480000	54888.89	0	666666.67	0	0	2021666.67	1089888.89	3111555.56
27	Heri S.	120000	566000	365000	800000	660000	39000.00	0	1000000	0	0	2711000.00	839000.00	3550000.00
28	Yaqub S.	230000	555000	415000	790000	960000	69444.44	1000000.00	0	0	0	2160000.00	1859444.44	4019444.44
29	Mursidi	90000	465000	190000	1190000	150000	67888.89	500000.00	0	3666.67	0	898666.67	1757888.89	2656555.56
30	Tarmin	200000	640000	360000	950000	590000	61111.11	0	666666.67	0	0	2456666.67	1011111.11	3467777.78
31	Ratno	100000	390000	182500	810000	490000	52888.89	0	250000	0	0	1412500.00	862888.89	2275388.89
Jumlah		4452000	19444750.00	10744000.00	29736700.00	17950700	1790613.10	9246000.00	9846000.00	35333.33	200000.00	62672783.33	40773313.1	103446096.4
Rata-rata		143612.9	627250.00	346580.65	959248.39	579054.84	57761.71	298258.06	317612.90	1139.78	6451.61	2021702.69	1315268.16	3336970.85



**Lampiran 18. Penerimaan usahatani kubis lahan sawah tadah hujan (Desa Campang)**

No	Nama	Produksi Kubis				Harga (Rp)	Penerimaan
		Luas Lahan (ha)	Konsumsi (kg)	Dijual (kg)	Total (kg)		
1	Supartiman	0.25	50	3300	3350	3300	11055000
2	Suharto	0.25	50	6300	6350	3200	20320000
3	Siswadi	0.10	50	4000	4050	3400	13770000
4	Mas Mansyur	0.10	50	4000	4050	3000	12150000
5	Haryono	0.13	50	4100	4150	3500	14525000
6	Wagino	0.25	50	5040	5090	4000	20360000
7	Ngadimen	0.25	50	5250	5300	2750	14575000
8	Samiri	0.25	25	4000	4025	3500	14087500
9	Subagio	0.25	75	5000	5075	3500	17762500
10	Wiyono	0.13	25	3000	3025	3500	10587500
11	Kuswanto	0.25	50	5250	5300	2800	14840000
12	Suparlan	0.25	25	4000	4025	3400	13685000
13	Wandi	0.13	50	3000	3050	3500	10675000
14	Suwandi	0.25	50	6000	6050	3300	19965000
15	Supriyanto	0.08	50	4500	4550	3000	13650000
16	Misno	0.25	50	4200	4250	3800	16150000
17	Sutrisno	0.13	50	3000	3050	3000	9150000
18	Tursiman	0.04	10	900	910	3500	3185000
19	Suheri	0.13	25	3000	3025	3800	11495000
20	Suratman	0.13	50	2800	2850	3500	9975000
21	Legino	0.08	25	1800	1825	3000	5475000
22	Sutito	0.13	50	2500	2550	3600	9180000
23	Arib Rohmadi	0.25	70	5600	5670	3500	19845000
24	Ponidi	0.13	50	2000	2050	3500	7175000
25	Jemangin	0.13	70	2500	2570	3300	8481000
26	Supandi	0.25	50	3000	3050	4000	12200000
27	Heri Suyanto	0.25	50	4300	4350	3100	13485000
28	Yaqub Susilo	0.25	50	3500	3550	3800	13490000
29	Mursidi	0.13	70	2800	2870	3500	10045000
30	Tarmin	0.25	70	4000	4070	3500	14245000
31	Ratno	0.13	50	2800	2850	3500	9975000
Jumlah		5.54	1490.00	115440.00	116930.00	105550.00	395558500.00
Rata-rata		0.18	48.06	3723.87	3771.94	3404.84	12759951.61



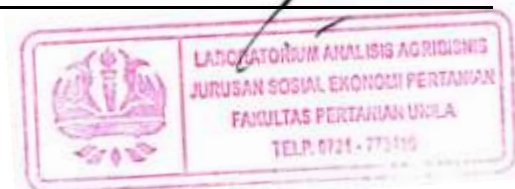
**Lampiran 19. Pendapatan usahatani kubis lahan sawah tadah hujan (Desa Campang)**

No	Nama	Penerimaan	Total Biaya Tunai	Total Biaya	Pendapatan atas Biaya Tunai	Pendapatan Atas Biaya Total	R/C atas Biaya total	R/C atas Biaya Tunai
1	Supartiman	11055000	3938333.33	5144777.78	7116666.67	5910222.22	2.15	2.81
2	Suharto	20320000	2131500.00	5197611.11	18188500.00	15122388.89	3.91	9.53
3	Siswadi	13770000	1446500.00	3448000.00	12323500.00	10322000.00	3.99	9.52
4	Mas Mansyur	12150000	1528833.33	2564500.00	10621166.67	9585500.00	4.74	7.95
5	Haryono	14525000	1347500.00	2778833.33	13177500.00	11746166.67	5.23	10.78
6	Wagino	20360000	3840000.00	5883444.44	16520000.00	14476555.56	3.46	5.30
7	Ngadimen	14575000	2732083.33	3915305.56	11842916.67	10659694.44	3.72	5.33
8	Samiri	14087500	2592333.33	4034952.38	11495166.67	10052547.62	3.49	5.43
9	Subagio	17762500	2296666.67	3358079.37	15465833.33	14404420.63	5.29	7.73
10	Wiyono	10587500	1088000.00	2561888.89	9499500.00	8025611.11	4.13	9.73
11	Kuswanto	14840000	3477366.67	4063900.00	11362633.33	10776100.00	3.65	4.27
12	Suparlan	13685000	3338333.33	4009555.56	10346666.67	9675444.44	3.41	4.10
13	Wandi	10675000	1381000.00	2481277.78	9294000.00	8193722.22	4.30	7.73
14	Suwandi	19965000	2335833.33	3581833.33	17629166.67	16383166.67	5.57	8.55
15	Supriyanto	13650000	2021333.33	2905888.89	11628666.67	10744111.11	4.70	6.75
16	Misno	16150000	2319000.00	3441777.78	13831000.00	12708222.22	4.69	6.96
17	Sutrisno	9150000	1670000.00	2343708.33	7480000.00	6806291.67	3.90	5.48
18	Tursiman	3185000	636666.67	2077222.22	2548333.33	1107777.78	1.53	5.00
19	Suheri	11495000	1449000.00	2692333.33	10046000.00	8802666.67	4.27	7.93
20	Suratman	9975000	1121000.00	2186555.56	8854000.00	7788444.44	4.56	8.90
21	Legino	5475000	962500.00	1936944.44	4512500.00	3538055.56	2.83	5.69
22	Sutito	9180000	1272500.00	2563055.56	7907500.00	6616944.44	3.58	7.21
23	Arib Rohmadi	19845000	3000000.00	4771222.22	16845000.00	15073777.78	4.16	6.62
24	Ponidi	7175000	1513000.00	3197325.40	5662000.00	3977674.60	2.24	4.74
25	Jemangin	8481000	1573000.00	3225380.95	6908000.00	5255619.05	2.63	5.39
26	Supandi	12200000	2021666.67	3111555.56	10178333.33	9088444.44	3.92	6.03
27	Heri Suyanto	13485000	2711000.00	3550000.00	10774000.00	9935000.00	3.80	4.97
28	Yaqub Susilo	13490000	2160000.00	4019444.44	11330000.00	9470555.56	3.36	6.25
29	Mursidi	10045000	898666.67	2656555.56	9146333.33	7388444.44	3.78	11.18
30	Tarmin	14245000	2456666.67	3467777.78	11788333.33	10777222.22	4.11	5.80
31	Ratno	9975000	1412500.00	2275388.89	8562500.00	7699611.11	4.38	7.06
Jumlah		395558500.00	62672783.33	103446096.43	332885716.67	292112403.57	119.50	210.74
Rata-rata		12759951.61	2021702.69	3336970.85	10738248.92	9422980.76	3.85	6.80



**Lampiran 20. Produktivitas tanaman kubis pada lahan sawah tadah hujan (Desa Campang)**

No	Nama	Luas Lahan (ha)	Produksi Kubis			Produktivitas
			Konsumsi (ton)	Dijual (ton)	Total (ton)	
1	Supartiman	0.25	0.05	3.30	3.35	13.40
2	Suharto	0.25	0.05	6.30	6.35	25.40
3	Siswadi	0.10	0.05	4.00	4.05	40.91
4	Mas Mansyur	0.10	0.05	4.00	4.05	40.91
5	Haryono	0.13	0.05	4.10	4.15	33.20
6	Wagino	0.25	0.05	5.04	5.09	20.36
7	Ngadimen	0.25	0.05	5.25	5.30	21.20
8	Samiri	0.25	0.03	4.00	4.03	16.10
9	Subagio	0.25	0.08	5.00	5.08	20.30
10	Wiyono	0.13	0.03	3.00	3.03	24.20
11	Kuswanto	0.25	0.05	5.25	5.30	21.20
12	Suparlan	0.25	0.03	4.00	4.03	16.10
13	Wandi	0.13	0.05	3.00	3.05	24.40
14	Suwandi	0.25	0.05	6.00	6.05	24.20
15	Supriyanto	0.08	0.05	4.50	4.55	54.17
16	Misno	0.25	0.05	4.20	4.25	17.00
17	Sutrisno	0.13	0.05	3.00	3.05	24.40
18	Tursiman	0.04	0.01	0.90	0.91	20.68
19	Suheri	0.13	0.03	3.00	3.03	24.20
20	Suratman	0.13	0.05	2.80	2.85	22.80
21	Legino	0.08	0.03	1.80	1.83	21.73
22	Sutito	0.13	0.05	2.50	2.55	20.40
23	Arib Rohmadi	0.25	0.07	5.60	5.67	22.68
24	Ponidi	0.13	0.05	2.00	2.05	16.40
25	Jemangin	0.13	0.07	2.50	2.57	20.56
26	Supandi	0.25	0.05	3.00	3.05	12.20
27	Heri Suyanto	0.25	0.05	4.30	4.35	17.40
28	Yaqub Susilo	0.25	0.05	3.50	3.55	14.20
29	Mursidi	0.13	0.07	2.80	2.87	22.96
30	Tarmin	0.25	0.07	4.00	4.07	16.28
31	Ratno	0.13	0.05	2.80	2.85	22.80
Jumlah		5.54	1.49	115.44	116.93	712.73
Rata-rata		0.18	0.05	3.72	3.77	22.99





**Lampiran 21. Produksi lima musim tanam usahatani kubis lahan kering (Desa Gisting Atas)**

No	Nama	mt				mt - 1				mt - 2			
		Produksi (kg/ha)	Harga (Rp)	Penerimaan (Rp)	Pendapatan (Rp)	Produksi (kg/ha)	Harga (Rp)	Penerimaan (Rp)	Pendapatan (Rp)	Produksi (kg/ha)	Harga (Rp)	Penerimaan (Rp)	Pendapatan (Rp)
1	Wagio	10200.00	3000	30600000	24334666.67	0.00	3000	0	-6265333.33	8000.00	1000	8000000	1734666.67
2	Mujianto	4060.00	3400	13804000	9986000.00	3600.00	3000	10800000	6982000.00	4500.00	1500	6750000	2932000.00
3	Antoni S.	17100.00	1500	25650000	20183333.33	0.00	0	0	-5466666.67	8000.00	2000	16000000	10533333.33
4	Tugiman	3400.00	3700	12580000	8624666.67	8000.00	1500	12000000	8044666.67	9000.00	750	6750000	2794666.67
5	Jianto	16200.00	2200	35640000	21556666.67	16000.00	2800	44800000	30716666.67	18750.00	2000	37500000	23416666.67
6	Sugio	15200.00	2500	38000000	30324000.00	12000.00	1300	15600000	7924000.00	12000.00	4000	48000000	40324000.00
7	Kukuh R.	2923.08	3500	10230769.23	5311111.00	2153.85	1800	3876923.077	-1042735.15	8307.69	1500	12461538.46	7541880.23
8	Usuf	11300.00	2000	22600000	10464000.00	8000.00	2000	16000000	3864000.00	9800.00	2000	19600000	7464000.00
9	A. Yani	22300.00	1800	40140000	30000000.00	20800.00	2000	41600000	31460000.00	11700.00	2000	23400000	13260000.00
10	Tukiran	8600.00	3000	25800000	13488000.00	7840.00	1000	7840000	-4472000.00	8400.00	2700	22680000	10368000.00
11	Jeni	14100.00	1800	25380000	18097500.00	6000.00	4000	24000000	16717500.00	3200.00	3000	9600000	2317500.00
12	Slamet	16200.00	2800	45360000	31513333.33	7200.00	3500	25200000	11353333.33	16000.00	1000	16000000	2153333.33
13	Kasno	10200.00	3000	30600000	15934666.67	14000.00	2000	28000000	13334666.67	16000.00	1500	24000000	9334666.67
14	Sarno	12040.00	3000	36120000	27085333.33	10080.00	600	6048000	-2986666.67	16100.00	1200	19320000	10285333.33
15	Suharti	11280.00	2500	28200000	19060000.00	11200.00	2000	22400000	13260000.00	8400.00	4000	33600000	24460000.00
16	Boimin	10360.00	2800	29008000	19438000.00	9240.00	1000	9240000	-330000.00	10080.00	2000	20160000	10590000.00
17	Triyono	22680.00	2000	45360000	27086666.67	14000.00	2000	28000000	9726666.67	19600.00	3800	74480000	56206666.67
18	Miskan	12200.00	1500	18300000	10747333.33	11000.00	2800	30800000	23247333.33	12000.00	4000	48000000	40447333.33
19	Joko	12060.00	3000	36180000	26400000.00	10000.00	1500	15000000	5220000.00	10000.00	4000	40000000	30220000.00
20	Surgiyanto	19800.00	2700	53460000	39156000.00	12000.00	3000	36000000	21696000.00	4000.00	3000	12000000	-2304000.00
21	Ambaryoko	11340.00	3000	34020000	24076000.00	8400.00	2000	16800000	6856000.00	11200.00	2200	24640000	14696000.00
22	Bambang R	17080.00	2500	42700000	30005333.33	11200.00	1000	11200000	-1494666.67	12600.00	3500	44100000	31405333.33
23	Aminudin	8040.00	2500	20100000	12304000.00	26600.00	2500	66500000	58704000.00	15680.00	2000	31360000	23564000.00
24	Supardi	17000.00	2000	34000000	21280000.00	7000.00	3500	24500000	11780000.00	14000.00	2400	33600000	20880000.00
25	Leo	22140.00	2500	55350000	41918000.00	24000.00	3500	84000000	70568000.00	14000.00	3500	49000000	35568000.00
26	Joko M.	8140.00	2800	22792000	16799333.33	12000.00	2600	31200000	25207333.33	10000.00	3200	32000000	26007333.33
27	Sutardi	14200.00	3200	45440000	36124000.00	5600.00	3000	16800000	7484000.00	22400.00	500	11200000	1884000.00
28	Jimun	28280.00	2200	62216000	46739333.33	18200.00	3000	54600000	39123333.33	27160.00	900	24444000	8967333.33
29	Slamet	29080.00	2500	72700000	57320000.00	28000.00	4000	112000000	96620000.00	21840.00	2200	48048000	32668000.00
30	Agung T.	14200.00	3200	45440000	35095500.00	16000.00	2000	32000000	21655500.00	18000.00	700	12600000	2255500.00
31	Rudianto	15540.00	2000	31080000	20380000.00	18900.00	2500	47250000	36550000.00	16800.00	2700	45360000	34660000.00
32	Mursidi	18320.00	3000	54960000	38726666.67	16000.00	2000	32000000	15766666.67	12000.00	3500	42000000	25766666.67
33	Yono	10480.00	2900	30392000	24184000.00	10400.00	1500	15600000	9392000.00	8000.00	3400	27200000	20992000.00
34	Kaulan	20280.00	2500	50700000	35749333.33	160000.00	2800	448000000	433049333.33	18000.00	1000	18000000	3049333.33
35	Prayit	7333.33	3500	25666666.67	16780952.38	8571.43	3000	25714285.71	16828571.43	8571.43	1000	8571428.571	-314285.71
36	Sebo	22680.00	2800	63504000	44857333.33	22400.00	3200	71680000	53033333.33	16800.00	1500	25200000	6553333.33
37	Sukis	20200.00	2500	50500000	33654000.00	20000.00	1000	20000000	3154000.00	10000.00	3500	35000000	18154000.00
38	Marbun	18500.00	3200	59200000	44318666.67	19500.00	3500	68250000	53368666.67	24000.00	1500	36000000	21118666.67
39	Supri	22200.00	2800	62160000	51588000.00	21000.00	3400	71400000	60828000.00	21000.00	1500	31500000	20928000.00
40	Teguh	21300.00	2500	53250000	39190000.00	9000.00	1500	13500000	-560000.00	18000.00	3500	63000000	48940000.00
41	Mulyadi	23800.00	3000	71400000	59874666.67	24000.00	3200	76800000	65274666.67	21000.00	1000	21000000	9474666.67
42	Wahyudi	13055.56	2900	37861111.11	30372222.22	11666.67	2700	31500000	24011111.11	12500.00	1500	18750000	11261111.11
43	Senun	18200.00	2700	49140000	34861333.33	19500.00	1000	19500000	5221333.33	18000.00	1200	21600000	7321333.33
44	Mukhsin	13100.00	2900	37990000	25313333.33	10800.00	3500	37800000	25123333.33	12000.00	2700	32400000	19723333.33
Jumlah		666691.97	117300.00	1715574547.01	1230303285.60	711851.94	102700.00	1805799208.79	1320527947.39	597389.12	97550.00	1234874967.03	749603705.63
Rata-rata		15152.09	2665.91	38990330.61	27961438.31	16178.45	2334.09	41040891.11	30011998.80	13577.03	2217.05	28065340.16	17036447.86


## Lampiran 21. Lanjutan

No	mt - 3				mt - 4			
	Produksi (kg/ha)	Harga (Rp)	Penerimaan (Rp)	Pendapatan (Rp)	Produksi (kg/ha)	Harga (Rp)	Penerimaan (Rp)	Pendapatan (Rp)
1	6000.00	3500	21000000	14734666.67	12000.00	800	9600000	3334666.67
2	4800.00	1500	7200000	3382000.00	8000.00	500	4000000	182000.00
3	18000.00	4500	81000000	75533333.33	5400.00	1500	8100000	26333333.33
4	8000.00	2000	16000000	12044666.67	8000.00	300	2400000	-1555333.33
5	15000.00	2000	30000000	15916666.67	18750.00	2000	37500000	23416666.67
6	15000.00	2000	30000000	22324000.00	12000.00	1300	15600000	7924000.00
7	6153.85	2000	12307692.31	7388034.08	8307.69	300	2492307.692	-2427350.54
8	5600.00	4000	22400000	10264000.00	11200.00	500	5600000	-6536000.00
9	18200.00	300	5460000	-4680000.00	18200.00	1500	27300000	17160000.00
10	4200.00	3500	14700000	2388000.00	7840.00	1000	7840000	-4472000.00
11	12000.00	900	10800000	3517500.00	6000.00	1000	6000000	-1282500.00
12	12000.00	2000	24000000	10153333.33	18000.00	800	14400000	553333.33
13	14000.00	3500	49000000	34334666.67	10000.00	2000	20000000	5334666.67
14	3360.00	3500	11760000	2725333.33	16000.00	1800	28800000	19765333.33
15	16800.00	2800	47040000	37900000.00	11200.00	1500	16800000	7660000.00
16	5600.00	4000	22400000	12830000.00	11200.00	700	7840000	-1730000.00
17	22400.00	350	7840000	-10433333.33	16800.00	2000	33600000	15326666.67
18	10000.00	800	8000000	447333.33	8000.00	4500	36000000	28447333.33
19	18000.00	2500	45000000	35220000.00	12000.00	1000	12000000	2220000.00
20	14000.00	500	7000000	-7304000.00	19600.00	2000	39200000	24896000.00
21	11200.00	3500	39200000	29256000.00	14000.00	1500	21000000	11056000.00
22	12600.00	2500	31500000	18805333.33	14000.00	500	7000000	-5694666.67
23	11200.00	1500	16800000	9004000.00	16800.00	1500	25200000	17404000.00
24	12000.00	4000	48000000	35280000.00	12000.00	700	8400000	-4320000.00
25	20000.00	1500	30000000	16568000.00	22000.00	1500	33000000	19568000.00
26	9000.00	800	7200000	1207333.33	9800.00	2500	24500000	18507333.33
27	22400.00	1000	22400000	13084000.00	12600.00	2000	25200000	15884000.00
28	16800.00	2000	33600000	18123333.33	22120.00	3500	77420000	61943333.33
29	32000.00	500	16000000	620000.00	28000.00	2000	56000000	40620000.00
30	8000.00	4100	32800000	22455500.00	14000.00	3800	53200000	42855500.00
31	13300.00	3200	42560000	31860000.00	14000.00	1500	21000000	10300000.00
32	16000.00	500	8000000	-8233333.33	16000.00	3000	48000000	31766666.67
33	5200.00	2200	11440000	5232000.00	12000.00	1500	18000000	11792000.00
34	18000.00	250	4500000	-10450666.67	16000.00	2000	32000000	17049333.33
35	8571.43	3100	26571428.57	17685714.29	7619.05	1000	7619047.619	-1266666.67
36	22400.00	500	11200000	-7446666.67	22400.00	2000	44800000	26153333.33
37	20000.00	1800	36000000	19154000.00	16000.00	1700	27200000	10354000.00
38	28000.00	800	22400000	7518666.67	20000.00	2000	40000000	25118666.67
39	21000.00	2300	48300000	37728000.00	21000.00	800	16800000	6228000.00
40	20000.00	2000	40000000	25940000.00	18000.00	1000	18000000	3940000.00
41	18000.00	1700	30600000	19074666.67	24000.00	1500	36000000	24474666.67
42	10833.33	1000	10833333.33	3344444.44	12500.00	3500	43750000	36261111.11
43	6000.00	3500	21000000	6721333.33	18000.00	2000	36000000	21721333.33
44	15000.00	1200	18000000	5323333.33	15000.00	2500	37500000	24823333.33
Σ	606618.61	91600.00	1081812454.21	596541192.81	636336.74	72500.00	1092661355.31	607390093.91
χ	13786.79	2081.82	24586646.69	13557754.38	14462.20	1647.73	24833212.62	13804320.32



## Lampiran 22. Risiko produksi, harga dan pendapatan kubis lahan kering (Desa Gisting Atas)

No	Nama	Risiko Produksi					Risiko Harga				
		Mean (E)	Ragam/Var (V <sup>2</sup> )	Simp.Baku (V)	Coe.Var (CV)	Bts.Bawah (L)	Mean (E)	Ragam/Var (V <sup>2</sup> )	Simp.Baku (V)	Coe.Var (CV)	Bts.Bawah (L)
1	Wagio	6033.33	25926666.67	5091.82	0.84	-4150.31	1883.33	2121666.67	1260.16	0.67	-636.98
2	Mujianto	4160.00	6580000.00	2565.15	0.62	-970.30	1650.00	1795000.00	1194.57	0.72	-739.14
3	Antoni Sukirno	8083.33	63505666.67	7969.04	0.99	-7854.76	1583.33	2741666.67	1635.54	1.03	-1687.75
4	Tugiman	6066.67	12746666.67	3570.25	0.59	-1073.83	1375.00	1849750.00	1320.98	0.96	-1266.97
5	Jianto	14116.67	50176666.67	7083.55	0.50	-50.43	1833.33	902666.67	346.41	0.19	1140.51
6	Sugio	11033.33	31526666.67	5614.86	0.51	-196.39	1850.00	1819000.00	1116.69	0.60	-383.38
7	Kukuh Rianto	4641.03	11970808.68	3459.89	0.75	-2278.75	1516.67	1605666.67	1147.61	0.76	-778.55
8	Usuf	7650.00	18679000.00	4321.92	0.56	-993.84	1750.00	1975000.00	1244.99	0.71	-739.98
9	Ahmad Yani	15200.00	68612000.00	8283.24	0.54	-1366.47	1266.67	790666.67	712.04	0.56	-157.41
10	Tukiran	6146.67	11680426.67	3417.66	0.56	-688.66	1866.67	1926666.67	1167.48	0.63	-468.29
11	Jeni	6883.33	28153666.67	5306.00	0.77	-3728.67	1783.33	2193666.67	1337.16	0.75	-890.99
12	Slamet	11566.67	47110666.67	6863.72	0.59	-2160.78	1683.33	1745666.67	1154.12	0.69	-624.91
13	Kasno	10700.00	33020000.00	5746.30	0.54	-792.61	2000.00	1500000.00	821.58	0.41	356.83
14	Sarno	9596.67	44098306.67	6640.66	0.69	-3684.64	1683.33	1857666.67	1213.26	0.72	-743.19
15	Suharti	9813.33	30621866.67	5533.70	0.56	-1254.07	2133.33	1806666.67	944.99	0.44	243.36
16	Boimin	7746.67	18209706.67	4267.28	0.55	-787.90	1750.00	2191000.00	1349.07	0.77	-948.15
17	Triyono	15913.33	71827466.67	8475.11	0.53	-1036.88	1691.67	1878416.67	1220.45	0.72	-749.23
18	Miskan	8866.67	21226666.67	4607.24	0.52	-347.81	2266.67	3230666.67	1580.19	0.70	-893.71
19	Joko	10343.33	34307266.67	5857.24	0.57	-1371.15	2000.00	2100000.00	1193.73	0.60	-387.47
20	Surgiyanto	11566.67	65894666.67	8117.55	0.70	-4668.44	1866.67	1726666.67	1054.99	0.57	-243.31
21	Ambaryoko	9356.67	24150466.67	4914.31	0.53	-471.96	2033.33	1506666.67	801.87	0.39	429.59
22	Bambang Rianto	11246.67	34352266.67	5861.08	0.52	-475.49	1666.67	1866666.67	1224.74	0.73	-782.82
23	Aminudin	13053.33	80681386.67	8982.28	0.69	-4911.23	1666.67	866666.67	500.00	0.30	666.67
24	Supardi	10333.33	36266666.67	6022.18	0.58	-1711.03	2100.00	2408000.00	1298.85	0.62	-497.69
25	Leo	17023.33	81483266.67	9026.81	0.53	-1030.28	2083.33	1841666.67	1000.00	0.48	83.33
26	Joko Mulyono	8156.67	17622466.67	4197.91	0.51	-239.16	1983.33	1625666.67	923.04	0.47	137.26
27	Sutardi	12866.67	80394666.67	8966.31	0.70	-5065.95	1616.67	1761666.67	1190.80	0.74	-764.93
28	Jimun	18760.00	105714560.00	10281.76	0.55	-1803.52	1933.33	1694666.67	998.50	0.52	-63.66
29	Slamet	23153.33	139634186.67	11816.69	0.51	-480.05	1866.67	2086666.67	1250.20	0.67	-633.73
30	Agung Triono	11700.00	44060000.00	6637.77	0.57	-1575.54	2300.00	2848000.00	1404.64	0.61	-509.27
31	Rudianto	13090.00	45148600.00	6719.27	0.51	-348.54	1983.33	1285666.67	653.45	0.33	676.43
32	Mursidi	13053.33	45057066.67	6712.46	0.51	-371.58	2000.00	2100000.00	1193.73	0.60	-387.47
33	Yono	7680.00	19827200.00	4452.77	0.58	-1225.55	1916.67	1453666.67	845.58	0.44	225.51
34	Kaulan	38713.33	3584589066.67	59871.44	1.55	-81029.54	1425.00	1393750.00	1064.42	0.75	-703.85
35	Prayit	6777.78	11321239.61	3364.70	0.50	48.37	1933.33	2086666.67	1219.43	0.63	-505.52
36	Sebo	17780.00	81026400.00	9001.47	0.51	-222.93	1666.67	1582666.67	1070.05	0.64	-473.43
37	Sukis	14366.67	65126666.67	8070.11	0.56	-1773.55	1750.00	1451000.00	946.04	0.54	-142.09
38	Marbun	18333.33	93166666.67	9652.29	0.53	-971.24	1833.33	1842666.67	1137.98	0.62	-442.63
39	Supri	17700.00	75420000.00	8684.47	0.49	331.06	1800.00	1628000.00	1031.02	0.57	-262.04
40	Teguh	14383.33	68281666.67	8263.27	0.57	-2143.21	1750.00	1475000.00	961.77	0.55	-173.54
41	Mulyadi	18466.67	87466666.67	9352.36	0.51	-238.06	1733.33	1470666.67	967.99	0.56	-202.64
42	Wahyudi	10092.59	25051440.33	5005.14	0.50	82.31	1933.33	1754666.67	1035.37	0.54	-137.42
43	Senun	13283.33	67361666.67	8207.42	0.62	-3131.50	1733.33	1590666.67	1042.59	0.60	-351.85
44	Mukhsin	10983.33	31689666.67	5629.36	0.51	-275.38	2133.33	1666666.67	847.35	0.40	438.64
	Jumlah	536481.40	5640768795.28	342485.82	26.61	-148490.25	80275.00	79046250.00	47625.43	26.49	-14975.86
	Rata-rata	12192.76	128199290.80	7783.77	0.60	-3374.78	1824.43	1796505.68	1082.40	0.60	-340.36



## Lampiran 22. Lanjutan

No	Risiko Pendapatan				
	Mean (E)	Ragam/Var (V <sup>2</sup> )	Simp.Baku (V)	Coe.Var (CV)	Bts.Bawah (L)
1	6312222.22	124720995851852.00	11167855.47	1.77	-16023488.72
2	3910666.67	15355261866666.70	3918579.06	1.00	-3926491.46
3	17236111.11	895584046296296.00	29926310.27	1.74	-42616509.43
4	4992222.22	28974211851851.90	5382769.91	1.08	-5773317.59
5	19170555.56	110632624074074.00	10518204.41	0.55	-1865853.27
6	18136666.67	239175682666667.00	15465305.77	0.85	-12793944.88
7	2795156.60	19954565926371.10	4467053.38	1.60	-6138950.16
8	4253333.33	43932202666666.70	6628137.19	1.56	-9002941.06
9	14533333.33	222924106666667.00	14930643.21	1.03	-15327953.09
10	2883333.33	57048002666666.70	7553012.82	2.62	-12222692.31
11	6561250.00	73616544375000.00	8580008.41	1.31	-10598766.83
12	9287777.78	142488931851852.00	11936872.78	1.29	-14585967.79
13	13045555.56	141014364740741.00	11874946.94	0.91	-10704338.32
14	9479111.11	141459620029630.00	11893679.84	1.25	-14308248.56
15	17056666.67	177381826666667.00	13318476.89	0.78	-9580287.11
16	6799666.67	76056368666666.70	8721030.25	1.28	-10642393.84
17	16318888.89	546681856296296.00	23381228.72	1.43	-30443568.54
18	17222777.78	264327377851852.00	16258148.04	0.94	-15293518.31
19	16546666.67	248016106666667.00	15748527.13	0.95	-14950387.59
20	12690000.00	34323196000000.00	18526520.45	1.46	-24363040.90
21	14323333.33	117966466666667.00	10861236.88	0.76	-7399140.44
22	12171111.11	277220626962963.00	16649943.75	1.37	-21128776.39
23	20163333.33	419484258666667.00	20481314.87	1.02	-20799296.40
24	14150000.00	21791740000000.00	14762025.61	1.04	-15374051.21
25	30698333.33	601024640666667.00	24515803.90	0.80	-18333274.46
26	14621444.44	131053571274074.00	11447863.18	0.78	-8274281.91
27	12410000.00	17278940000000.00	13144938.19	1.06	-13879876.38
28	29149444.44	572580929140741.00	23928663.34	0.82	-18707882.23
29	37974666.67	1337224394666670.00	36568078.90	0.96	-35161491.14
30	20719583.33	294155728041667.00	17150968.72	0.83	-13582354.11
31	22291666.67	218440336666667.00	14779727.22	0.66	-7267787.77
32	17298888.89	338732629629630.00	18404690.42	1.06	-19510491.96
33	11932000.00	85185785600000.00	9229614.60	0.77	-6527229.19
34	79741111.11	30213413152296300.00	173820059.69	2.18	-267899008.28
35	8285714.29	93474104308390.10	9668200.68	1.17	-11050687.07
36	20525111.11	615885909629629.00	24817048.77	1.21	-29108986.43
37	14078333.33	151398272666667.00	12304400.54	0.87	-10530467.75
38	25240555.56	424664154740740.00	20607381.07	0.82	-15974206.59
39	29550000.00	604464696000000.00	24585863.74	0.83	-19621727.49
40	19575000.00	46412335000000.00	21543522.23	1.10	-23512044.46
41	29695555.56	721484644740741.00	26860466.20	0.90	-24025376.85
42	17541666.67	221122206790123.00	14870178.44	0.85	-12198690.21
43	12641111.11	170876661629630.00	13071980.02	1.03	-13502848.93
44	16717777.78	125717558518519.00	11212384.16	0.67	-5706990.54
Σ	750727704.22	42502977536982300.00	835483666.07	48.97	-920239627.92
χ	17061993.28	965976762204143.00	18988265.14	1.11	-20914537.00



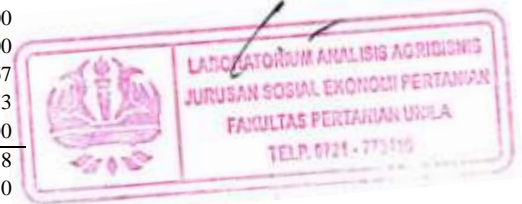
**Lampiran 23. Produksi lima musim tanam usahatani kubis lahan sawah tadah hujan (Desa Campang)**

No	Nama	mt				mt - 1				mt - 2			
		Produksi (kg/ha)	Harga (Rp)	Penerimaan (Rp)	Pendapatan (Rp)	Produksi (kg/ha)	Harga (Rp)	Penerimaan (Rp)	Pendapatan (Rp)	Produksi (kg/ha)	Harga (Rp)	Penerimaan (Rp)	Pendapatan (Rp)
1	Supartiman	13400.00	3300	44220000.00	28466666.67	13200.00	1000	13200000.00	-2553333.33	24000.00	300	7200000.00	-8553333.33
2	Suharto	25400.00	3200	81280000.00	72754000.00	23800.00	500	11900000.00	3374000.00	12600.00	900	11340000.00	2814000.00
3	Siswadi	40909.09	3400	139090909.09	124479797.98	23232.32	1500	34848484.85	20237373.74	9090.91	3000	27272727.27	12661616.16
4	M Mansyur	40909.09	3000	122727272.73	107284511.78	50505.05	800	40404040.40	24961279.46	40404.04	1500	60606060.61	45163299.66
5	Haryono	33200.00	3500	116200000.00	105420000.00	40000.00	3000	120000000.00	109220000.00	16000.00	2800	44800000.00	34020000.00
6	Wagino	20360.00	4000	81440000.00	66080000.00	20000.00	1100	22000000.00	6640000.00	13200.00	2400	31680000.00	16320000.00
7	Ngadimen	21200.00	2750	58300000.00	47371666.67	16000.00	3100	49600000.00	38671666.67	20000.00	2700	54000000.00	43071666.67
8	Samiri	16100.00	3500	56350000.00	45980666.67	17000.00	1000	17000000.00	6630666.67	16000.00	700	11200000.00	830666.67
9	Subagio	20300.00	3500	71050000.00	61863333.33	12000.00	1700	20400000.00	11213333.33	8000.00	3500	28000000.00	18813333.33
10	Wiyono	24200.00	3500	84700000.00	75996000.00	20000.00	4000	80000000.00	71296000.00	32000.00	1500	48000000.00	39296000.00
11	Kuswanto	21200.00	2800	59360000.00	45450533.33	21000.00	3000	63000000.00	49090533.33	16800.00	1800	30240000.00	16330533.33
12	Suparlan	16100.00	3400	54740000.00	41386666.67	16000.00	3200	51200000.00	37846666.67	18000.00	1700	30600000.00	17246666.67
13	Wandi	24400.00	3500	85400000.00	74352000.00	24000.00	3200	76800000.00	65752000.00	16000.00	3000	48000000.00	36952000.00
14	Suwandi	24200.00	3300	79860000.00	70516666.67	20000.00	3200	64000000.00	54656666.67	16000.00	1000	16000000.00	6656666.67
15	Supriyanto	54166.67	3000	162500000.00	138436507.94	71428.57	2000	142857142.86	118793650.79	59523.81	3500	208333333.33	184269841.27
16	Misno	17000.00	3800	64600000.00	55324000.00	14000.00	2800	39200000.00	29924000.00	24000.00	400	9600000.00	324000.00
17	Sutrisno	24400.00	3000	73200000.00	59840000.00	24000.00	2500	60000000.00	46640000.00	32000.00	1100	35200000.00	21840000.00
18	Tursiman	20681.82	3500	72386363.64	57916666.67	22727.27	2000	45454545.45	30984848.48	18181.82	3200	58181818.18	43712121.21
19	Suheri	24200.00	3800	91960000.00	80368000.00	7200.00	3000	21600000.00	10008000.00	28000.00	2000	56000000.00	44408000.00
20	Suratman	22800.00	3500	79800000.00	70832000.00	22400.00	2000	44800000.00	35832000.00	28000.00	2000	56000000.00	47032000.00
21	Legino	21726.19	3000	65178571.43	53720238.10	23809.52	1500	35714285.71	24255952.38	29761.90	1000	29761904.76	18303571.43
22	Sutito	20400.00	3600	73440000.00	63260000.00	20000.00	2000	40000000.00	29820000.00	16000.00	3500	56000000.00	45820000.00
23	Arib R.	22680.00	3500	79380000.00	67380000.00	16800.00	1800	30240000.00	18240000.00	22400.00	2000	44800000.00	32800000.00
24	Ponidi	16400.00	3500	57400000.00	45296000.00	16800.00	3500	58800000.00	46696000.00	24000.00	300	7200000.00	-4904000.00
25	Jemangin	20560.00	3300	67848000.00	55264000.00	24000.00	750	18000000.00	5416000.00	28000.00	1500	42000000.00	29416000.00
26	Supandi	12200.00	4000	48800000.00	40713333.33	11200.00	2000	22400000.00	14313333.33	12600.00	3500	44100000.00	36013333.33
27	Heri S.	17400.00	3100	53940000.00	43096000.00	20000.00	500	10000000.00	-844000.00	18000.00	2000	36000000.00	25156000.00
28	Yaqub S.	14200.00	3800	53960000.00	45320000.00	6000.00	3500	21000000.00	12360000.00	18000.00	1200	21600000.00	12960000.00
29	Mursidi	22960.00	3500	80360000.00	73170666.67	16800.00	3500	58800000.00	51610666.67	28560.00	1600	45696000.00	38506666.67
30	Tarmin	16280.00	3500	56980000.00	47153333.33	7200.00	3500	25200000.00	15373333.33	14000.00	1800	25200000.00	15373333.33
31	Ratno	22800.00	3500	79800000.00	68500000.00	16800.00	1800	30240000.00	18940000.00	25200.00	3500	88200000.00	76900000.00
Jumlah		712732.86	105550.00	2396251116.88	2032993255.80	657902.74	68950.00	1368658499.28	1005400638.19	684322.48	60900.00	131281844.16	949553983.07
Rata-rata		22991.38	3404.84	77298423.13	65580427.61	21222.67	2224.19	44150274.17	32432278.65	22074.92	1964.52	42348769.17	30630773.65




## Lampiran 23. Lanjutan

No	mt - 3				mt - 4			
	Produksi (kg/ha)	Harga (Rp)	Penerimaan (Rp)	Pendapatan (Rp)	Produksi (kg/ha)	Harga (Rp)	Penerimaan (Rp)	Pendapatan (Rp)
1	20000.00	2000	40000000.00	24246666.67	20000.00	2800	56000000.00	40246666.67
2	22400.00	2000	44800000.00	36274000.00	23800.00	1800	42840000.00	34314000.00
3	40404.04	2000	80808080.81	66196969.70	25252.53	700	17676767.68	3065656.57
4	40404.04	3000	121212121.21	105769360.27	45454.55	2000	90909090.91	75466329.97
5	32000.00	500	16000000.00	5220000.00	32000.00	2000	64000000.00	53220000.00
6	14000.00	800	11200000.00	-4160000.00	20000.00	3000	60000000.00	44640000.00
7	20000.00	1000	20000000.00	9071666.67	20000.00	2000	40000000.00	29071666.67
8	18000.00	900	16200000.00	5830666.67	24000.00	2000	48000000.00	37630666.67
9	14000.00	3000	42000000.00	32813333.33	18000.00	400	7200000.00	-1986666.67
10	12000.00	3500	42000000.00	33296000.00	28000.00	2500	70000000.00	61296000.00
11	19600.00	1500	29400000.00	15490533.33	14000.00	3500	49000000.00	35090533.33
12	20000.00	700	14000000.00	646666.67	18000.00	3000	54000000.00	40646666.67
13	28000.00	1000	28000000.00	16952000.00	24000.00	2000	48000000.00	36952000.00
14	20000.00	2200	44000000.00	34656666.67	20000.00	3500	70000000.00	60656666.67
15	35714.29	1000	35714285.71	11650793.65	35714.29	2600	92857142.86	68793650.79
16	16000.00	2000	32000000.00	22724000.00	15200.00	2000	30400000.00	21124000.00
17	24000.00	1000	24000000.00	10640000.00	19200.00	1800	34560000.00	21200000.00
18	27272.73	700	19090909.09	4621212.12	22727.27	3400	77272727.27	62803030.30
19	24000.00	1200	28800000.00	17208000.00	24000.00	700	16800000.00	5208000.00
20	24080.00	1800	43344000.00	34376000.00	22400.00	2500	56000000.00	47032000.00
21	23809.52	3500	83333333.33	71875000.00	27380.95	2500	68452380.95	56994047.62
22	20000.00	1500	30000000.00	19820000.00	24000.00	1000	24000000.00	13820000.00
23	20000.00	1200	24000000.00	12000000.00	22000.00	2800	61600000.00	49600000.00
24	18400.00	1500	27600000.00	15496000.00	16000.00	1500	24000000.00	11896000.00
25	16000.00	2000	32000000.00	19416000.00	20000.00	3700	74000000.00	61416000.00
26	14000.00	800	11200000.00	3113333.33	11200.00	1500	16800000.00	8713333.33
27	14000.00	1700	23800000.00	12956000.00	12000.00	2700	32400000.00	21556000.00
28	16000.00	500	8000000.00	-640000.00	12800.00	2000	25600000.00	16960000.00
29	11200.00	2900	32480000.00	25290666.67	21840.00	1200	26208000.00	19018666.67
30	16000.00	2000	32000000.00	22173333.33	20000.00	1200	24000000.00	14173333.33
31	11200.00	2000	22400000.00	11100000.00	16800.00	1200	20160000.00	8860000.00
Σ	652484.62	51400.00	1059382730.16	696124869.07	675769.58	65500.00	1422736109.67	1059478248.58
χ	21047.89	1658.06	34173636.46	22455640.94	21799.02	2112.90	45894713.22	34176717.70



**Lampiran 24. Risiko produksi, harga dan pendapatan lahan sawah tadah hujan (Desa Campang)**

No	Nama	Risiko Produksi					Risiko Harga				
		Mean (E)	Ragam/Var (V <sup>2</sup> )	Simp.Baku (V)	Coe.Var (CV)	Bts.Bawah (L)	Mean (E)	Ragam/Var (V <sup>2</sup> )	Simp.Baku (V)	Coe.Var (CV)	Bts.Bawah (L)
1	Supartiman	15100.00	72348000.00	8505.76	0.56	-1911.53	1883.33	1818666.67	1348.58	0.72	-813.83
2	Suharto	18000.00	98912000.00	9945.45	0.55	-1890.90	1650.00	1356000.00	1164.47	0.71	-678.95
3	Siswadi	23148.15	270219025.27	16438.34	0.71	-9728.53	1583.33	1714666.67	1309.45	0.83	-1035.57
4	Mas Mansyur	36279.46	331641329.12	18211.02	0.50	-142.58	1375.00	1441666.67	1200.69	0.87	-1026.39
5	Haryono	25533.33	218906666.67	14795.49	0.58	-4057.66	1833.33	2026666.67	1423.61	0.78	-1013.89
6	Wagino	14593.33	61395466.67	7835.53	0.54	-1077.72	1850.00	2265666.67	1505.21	0.81	-1160.43
7	Ngadimen	16200.00	66160000.00	8133.88	0.50	-67.76	1516.67	1445750.00	1202.39	0.79	-888.12
8	Samiri	15183.33	64201666.67	8012.59	0.53	-841.86	1750.00	1523000.00	1234.10	0.71	-718.20
9	Subagio	12050.00	53775000.00	7333.14	0.61	-2616.29	1266.67	2429666.67	1558.74	1.23	-1850.81
10	Wiyono	19366.67	137446666.67	11723.77	0.61	-4080.86	1866.67	2300000.00	1516.58	0.81	-1166.48
11	Kuswanto	15433.33	64742666.67	8046.28	0.52	-659.23	1783.33	1624000.00	1274.36	0.71	-765.39
12	Suparlan	14683.33	53921666.67	7343.14	0.50	-2.94	1683.33	2036000.00	1426.88	0.85	-1170.44
13	Wandi	19400.00	105840000.00	10287.86	0.53	-1175.71	2000.00	1921666.67	1386.24	0.69	-772.48
14	Suwandi	16700.00	73660000.00	8582.54	0.51	-465.08	1683.33	2036000.00	1426.88	0.85	-1170.44
15	Supriyanto	42757.94	632145219.20	25142.50	0.59	-7527.06	2133.33	1721666.67	1312.12	0.62	-490.91
16	Misno	14366.67	61926666.67	7869.35	0.55	-1372.03	1750.00	2054666.67	1433.41	0.82	-1116.82
17	Sutrisno	20600.00	118768000.00	10898.07	0.53	-1196.15	1691.67	1194666.67	1093.01	0.65	-494.35
18	Tursiman	18598.48	91950757.58	9589.10	0.52	-579.71	2266.67	2246666.67	1498.89	0.66	-731.11
19	Suheri	17900.00	130204000.00	11410.70	0.64	-4921.39	2000.00	2057666.67	1434.46	0.72	-868.91
20	Suratman	19946.67	99997866.67	9999.89	0.50	-53.12	1866.67	1306666.67	1143.10	0.61	-419.52
21	Legino	21081.35	114952404.57	10721.59	0.51	-361.82	2033.33	1741666.67	1319.72	0.65	-606.11
22	Sutito	16733.33	73626666.67	8580.60	0.51	-427.86	1666.67	2006666.67	1416.57	0.85	-1166.47
23	Arib Rohmadi	17313.33	76774666.67	8762.12	0.51	-210.90	1666.67	1497666.67	1223.79	0.73	-780.92
24	Ponidi	15266.67	64666666.67	8041.56	0.53	-816.45	2100.00	2281666.67	1510.52	0.72	-921.04
25	Jemangin	18093.33	94900266.67	9741.68	0.54	-1390.02	2083.33	2059750.00	1435.18	0.69	-787.03
26	Supandi	10200.00	26048000.00	5103.72	0.50	-7.45	1983.33	2386666.67	1544.88	0.78	-1106.43
27	Heri Suyanto	13566.67	52486666.67	7244.77	0.53	-922.87	1616.67	1474666.67	1214.36	0.75	-812.05
28	Yaqub Susilo	11166.67	46662666.67	6831.01	0.61	-2495.35	1933.33	2442666.67	1562.90	0.81	-1192.47
29	Mursidi	16893.33	103038506.67	10150.79	0.60	-3408.24	1866.67	2005666.67	1416.22	0.76	-965.76
30	Tarmin	12246.67	53798666.67	7334.76	0.60	-2422.85	2300.00	1836000.00	1354.99	0.59	-409.98
31	Ratno	15466.67	81898666.67	9049.79	0.59	-2632.91	1983.33	1836000.00	1354.99	0.68	-726.65
	Jumlah	563868.71	3597016509.07	311666.77	17.10	-59464.83	56666.67	58090500.00	42247.31	23.44	-27827.96
	Rata-rata	18189.31	116032790.62	10053.77	0.55	-1918.22	1827.96	1873887.10	1362.82	0.76	-897.68



## Lampiran 24. Lanjutan

No	Risiko Pendapatan				
	Mean (E)	Ragam/Var (V <sup>2</sup> )	Simp.Baku (V)	Coe.Var (CV)	Bts.Bawah (L)
1	13642222.22	396212758518519.00	19905093.78	1.46	-26167965.34
2	24921666.67	815832768666667.00	28562786.43	1.15	-32203906.19
3	37773569.02	2379093974254330.00	48775956.93	1.29	-59778344.83
4	59774130.19	1923480053528170.00	43857497.12	0.73	-27940864.05
5	51183333.33	2268192066666670.00	47625540.07	0.93	-44067746.80
6	21586666.67	778225706666667.00	27896697.06	1.29	-34206727.45
7	27876388.89	371927933796296.00	19285433.20	0.69	-10694477.52
8	16150555.56	408779706740741.00	20218301.28	1.25	-24286047.01
9	20452777.78	575503468518519.00	23989653.36	1.17	-27526528.95
10	46863333.33	818295682666667.00	28605867.98	0.61	-10348402.62
11	26908777.78	373825197158519.00	19334559.66	0.72	-11760341.54
12	22962222.22	386332331851852.00	19655338.51	0.86	-16348454.79
13	38493333.33	795879210666667.00	28211331.25	0.73	-17929329.16
14	37857222.22	857112561851852.00	29276484.79	0.77	-20695747.36
15	86990740.74	5339189226925340.00	73069755.90	0.84	-59148771.05
16	21570000.00	425461976000000.00	20626729.65	0.96	-19683459.30
17	26693333.33	504109226666667.00	22452376.86	0.84	-18211420.39
18	33339646.46	704306942531375.00	26538781.86	0.80	-19737917.25
19	26200000.00	947168896000000.00	30776109.18	1.17	-35352218.35
20	39184000.00	538903347200000.00	23214291.87	0.59	-7244583.75
21	37524801.59	754981723592215.00	27476930.75	0.73	-17429059.92
22	28756666.67	522536386666667.00	22859054.81	0.79	-16961442.95
23	30003333.33	630312386666667.00	25106022.92	0.84	-20208712.50
24	19080000.00	490731136000000.00	22152452.14	1.16	-25224904.29
25	28488000.00	645650611200000.00	25409655.87	0.89	-22331311.73
26	17144444.44	296286074074074.00	17212962.39	1.00	-17281480.33
27	16986666.67	278407978666667.00	16685561.98	0.98	-16384457.30
28	14493333.33	280468906666667.00	16747205.94	1.16	-19001078.54
29	34599555.56	663784557274074.00	25764016.71	0.74	-16928477.87
30	19041111.11	242654442962963.00	15577369.58	0.82	-12113628.04
31	30716666.67	1101042306666670.00	33181957.55	1.08	-35647248.43
Σ	957258499.12	27514689547312200.00	850051777.36	29.06	-742845055.59
χ	30879306.42	887570630558457.00	27421025.08	0.94	-23962743.73





**Lampiran 25. Hasil estimasi Teori Bernoulli usahatani kubis lahan kering (Desa Gisting Atas)**

No	THN			THP (a)	(THO) <sub>i</sub>			e			c			g		
	Harga	Produksi	Penerimaan		Harga	Produksi	Penerimaan	Harga	Produksi	Penerimaan	Harga	Produksi	Penerimaan	Harga	Produksi	Penerimaan
1	3000	10200	30600000	0	6000	10200	61200000	5100	10200	52020000	2550	10200	26010000	7650	10200	78030000
2	3400	4060	13804000	0	6800	4060	27608000	2030	4060	8241800	1015	4060	4120900	3045	4060	12362700
3	1500	17100	25650000	0	3000	17100	51300000	8550	17100	146205000	4275	17100	73102500	12825	17100	219307500
4	3700	3400	12580000	0	7400	3400	25160000	1700	3400	5780000	850	3400	2890000	2550	3400	8670000
5	2200	16200	35640000	0	4400	16200	71280000	8100	16200	131220000	4050	16200	65610000	12150	16200	196830000
6	2500	15200	38000000	0	5000	15200	76000000	7600	15200	115520000	3800	15200	57760000	11400	15200	173280000
7	3500	2923	10230769	0	7000	2923	20461538	1462	2923	4272189	731	2923	2136095	2192	2923	6408284
8	2000	11300	22600000	0	4000	11300	45200000	5650	11300	63845000	2825	11300	31922500	8475	11300	95767500
9	1800	22300	40140000	0	3600	22300	80280000	11150	22300	248645000	5575	22300	124322500	16725	22300	372967500
10	3000	8600	25800000	0	6000	8600	51600000	4300	8600	36980000	2150	8600	18490000	6450	8600	55470000
11	1800	14100	25380000	0	3600	14100	50760000	7050	14100	99405000	3525	14100	49702500	10575	14100	149107500
12	2800	16200	45360000	0	5600	16200	90720000	8100	16200	131220000	4050	16200	65610000	12150	16200	196830000
13	3000	10200	30600000	0	6000	10200	61200000	5100	10200	52020000	2550	10200	26010000	7650	10200	78030000
14	3000	12040	36120000	0	6000	12040	72240000	6020	12040	72480800	3010	12040	36240400	9030	12040	108721200
15	2500	11280	28200000	0	5000	11280	56400000	5640	11280	63619200	2820	11280	31809600	8460	11280	95428800
16	2800	10360	29008000	0	5600	10360	58016000	5180	10360	53664800	2590	10360	26832400	7770	10360	80497200
17	2000	22680	45360000	0	4000	22680	90720000	11340	22680	257191200	5670	22680	128595600	17010	22680	385786800
18	1500	12200	18300000	0	3000	12200	36600000	6100	12200	74420000	3050	12200	37210000	9150	12200	111630000
19	3000	12060	36180000	0	6000	12060	72360000	6030	12060	72721800	3015	12060	36360900	9045	12060	109082700
20	2700	19800	53460000	0	5400	19800	106920000	9900	19800	196020000	4950	19800	98010000	14850	19800	294030000
21	3000	11340	34020000	0	6000	11340	68040000	5670	11340	64297800	2835	11340	32148900	8505	11340	96446700
22	2500	17080	42700000	0	5000	17080	85400000	8540	17080	145863200	4270	17080	72931600	12810	17080	218794800
23	2500	8040	20100000	0	5000	8040	40200000	4020	8040	32320800	2010	8040	16160400	6030	8040	48481200
24	2000	17000	34000000	0	4000	17000	68000000	8500	17000	144500000	4250	17000	72250000	12750	17000	216750000
25	2500	22140	55350000	0	5000	22140	110700000	11070	22140	245089800	5535	22140	122544900	16605	22140	367634700
26	2800	8140	22792000	0	5600	8140	45584000	4070	8140	33129800	2035	8140	16564900	6105	8140	49694700
27	3200	14200	45440000	0	6400	14200	90880000	7100	14200	100820000	3550	14200	50410000	10650	14200	151230000
28	2200	28280	62216000	0	4400	28280	124432000	14140	28280	399879200	7070	28280	199939600	21210	28280	599818800
29	2500	29080	72700000	0	5000	29080	145400000	14540	29080	422823200	7270	29080	211411600	21810	29080	634234800
30	3200	14200	45440000	0	6400	14200	90880000	7100	14200	100820000	3550	14200	50410000	10650	14200	151230000
31	2000	15540	31080000	0	4000	15540	62160000	7770	15540	120745800	3885	15540	60372900	11655	15540	181118700
32	3000	18320	54960000	0	6000	18320	109920000	9160	18320	167811200	4580	18320	83905600	13740	18320	251716800
33	2900	10480	30392000	0	5800	10480	60784000	5240	10480	54915200	2620	10480	27457600	7860	10480	82372800
34	2500	20280	50700000	0	5000	20280	101400000	10140	20280	205639200	5070	20280	102819600	15210	20280	308458800
35	3500	7333	25666667	0	7000	7333	51333333	3667	7333	26888889	1833	7333	13444444	5500	7333	40333333
36	2800	22680	63504000	0	5600	22680	127008000	11340	22680	257191200	5670	22680	128595600	17010	22680	385786800
37	2500	20200	50500000	0	5000	20200	101000000	10100	20200	204020000	5050	20200	102010000	15150	20200	306030000
38	3200	18500	59200000	0	6400	18500	118400000	9250	18500	171125000	4625	18500	85562500	13875	18500	256687500
39	2800	22200	62160000	0	5600	22200	124320000	11100	22200	246420000	5550	22200	123210000	16650	22200	369630000
40	2500	21300	53250000	0	5000	21300	106500000	10650	21300	226845000	5325	21300	113422500	15975	21300	340267500
41	3000	23800	71400000	0	6000	23800	142800000	11900	23800	283220000	5950	23800	141610000	17850	23800	424830000
42	2900	13056	37861111	0	5800	13056	75222222	6528	13056	85223765	3264	13056	42611883	9792	13056	127835648
43	2700	18200	49140000	0	5400	18200	98280000	9100	18200	165620000	4550	18200	82810000	13650	18200	248430000
44	2900	13100	37990000	0	5800	13100	75980000	6550	13100	85805000	3275	13100	42902500	9825	13100	128707500



## Lampiran 25. Lanjutan

No	b			d			f			h		
	Harga	Produksi	Penerimaan	Harga	Produksi	Penerimaan	Harga	Produksi	Penerimaan	Harga	Produksi	Penerimaan
1	1275	10200	13005000	3825	10200	39015000	6375	10200	65025000	8925	10200	91035000
2	508	4060	2060450	1523	4060	6181350	2538	4060	10302250	3553	4060	14423150
3	2138	17100	36551250	6413	17100	109653750	10688	17100	182756250	14963	17100	255858750
4	425	3400	1445000	1275	3400	4335000	2125	3400	7225000	2975	3400	10115000
5	2025	16200	32805000	6075	16200	98415000	10125	16200	164025000	14175	16200	229635000
6	1900	15200	28880000	5700	15200	86640000	9500	15200	144400000	13300	15200	202160000
7	365	2923	1068047	1096	2923	3204142	1827	2923	5340237	2558	2923	7476331
8	1413	11300	15961250	4238	11300	47883750	7063	11300	79806250	9888	11300	111728750
9	2788	22300	62161250	8363	22300	186483750	13938	22300	310806250	19513	22300	435128750
10	1075	8600	9245000	3225	8600	27735000	5375	8600	46225000	7525	8600	64715000
11	1763	14100	24851250	5288	14100	74553750	8813	14100	124256250	12338	14100	173958750
12	2025	16200	32805000	6075	16200	98415000	10125	16200	164025000	14175	16200	229635000
13	1275	10200	13005000	3825	10200	39015000	6375	10200	65025000	8925	10200	91035000
14	1505	12040	18120200	4515	12040	54360600	7525	12040	90601000	10535	12040	126841400
15	1410	11280	15904800	4230	11280	47714400	7050	11280	79524000	9870	11280	111333600
16	1295	10360	13416200	3885	10360	40248600	6475	10360	67081000	9065	10360	93913400
17	2835	22680	64297800	8505	22680	192893400	14175	22680	321489000	19845	22680	450084600
18	1525	12200	18605000	4575	12200	55815000	7625	12200	93025000	10675	12200	130235000
19	1508	12060	18180450	4523	12060	54541350	7538	12060	90902250	10553	12060	127263150
20	2475	19800	49005000	7425	19800	147015000	12375	19800	245025000	17325	19800	343035000
21	1418	11340	16074450	4253	11340	48223350	7088	11340	80372250	9923	11340	112521150
22	2135	17080	36465800	6405	17080	109397400	10675	17080	182329000	14945	17080	255260600
23	1005	8040	8080200	3015	8040	24240600	5025	8040	40401000	7035	8040	56561400
24	2125	17000	36125000	6375	17000	108375000	10625	17000	180625000	14875	17000	252875000
25	2768	22140	61272450	8303	22140	183817350	13838	22140	306362250	19373	22140	428907150
26	1018	8140	8282450	3053	8140	24847350	5088	8140	41412250	7123	8140	57977150
27	1775	14200	25205000	5325	14200	75615000	8875	14200	126025000	12425	14200	176435000
28	3535	28280	99969800	10605	28280	299909400	17675	28280	499849000	24745	28280	699788600
29	3635	29080	105705800	10905	29080	317117400	18175	29080	528529000	25445	29080	739940600
30	1775	14200	25205000	5325	14200	75615000	8875	14200	126025000	12425	14200	176435000
31	1943	15540	30186450	5828	15540	90559350	9713	15540	150932250	13598	15540	211305150
32	2290	18320	41952800	6870	18320	125858400	11450	18320	209764000	16030	18320	293669600
33	1310	10480	13728800	3930	10480	41186400	6550	10480	68644000	9170	10480	96101600
34	2535	20280	51409800	7605	20280	154229400	12675	20280	257049000	17745	20280	359868600
35	917	7333	6722222	2750	7333	20166667	4583	7333	33611111	6417	7333	47055556
36	2835	22680	64297800	8505	22680	192893400	14175	22680	321489000	19845	22680	450084600
37	2525	20200	51005000	7575	20200	153015000	12625	20200	255025000	17675	20200	357035000
38	2313	18500	42781250	6938	18500	128343750	11563	18500	213906250	16188	18500	299468750
39	2775	22200	61605000	8325	22200	184815000	13875	22200	308025000	19425	22200	431235000
40	2663	21300	56711250	7988	21300	170133750	13313	21300	283556250	18638	21300	396978750
41	2975	23800	70805000	8925	23800	212415000	14875	23800	354025000	20825	23800	495635000
42	1632	13056	21305941	4896	13056	63917824	8160	13056	106529707	11424	13056	149141590
43	2275	18200	41405000	6825	18200	124215000	11375	18200	207025000	15925	18200	289835000
44	1638	13100	21451250	4913	13100	64353750	8188	13100	107256250	11463	13100	150158750



**Lampiran 26. Pendapatan pada saat harga keseimbangan pada lahan kering**

No	a	i	e	c	g	b	d	f	h
1	0	54934666.67	45754666.67	19744666.67	71764666.67	6739666.67	32749666.67	58759666.67	84769666.67
2	0	23790000.00	4423800.00	302900.00	8544700.00	-1757550.00	2363350.00	6484250.00	10605150.00
3	0	45833333.33	140738333.33	67635833.33	213840833.33	31084583.33	104187083.33	177289583.33	250392083.33
4	0	21204666.67	1824666.67	-1065333.33	4714666.67	-2510333.33	379666.67	3269666.67	6159666.67
5	0	57196666.67	117136666.67	51526666.67	182746666.67	18721666.67	84331666.67	149941666.67	215551666.67
6	0	68324000.00	107844000.00	50084000.00	165604000.00	21204000.00	78964000.00	136724000.00	194484000.00
7	0	15541880.23	-647468.88	-2783563.56	1488625.79	-3851610.89	-1715516.22	420578.46	2556673.13
8	0	33064000.00	51709000.00	19786500.00	83631500.00	3825250.00	35747750.00	67670250.00	99592750.00
9	0	70140000.00	238505000.00	114182500.00	362827500.00	52021250.00	176343750.00	300666250.00	424988750.00
10	0	39288000.00	24668000.00	6178000.00	43158000.00	-3067000.00	15423000.00	33913000.00	52403000.00
11	0	43477500.00	92122500.00	42420000.00	141825000.00	17568750.00	67271250.00	116973750.00	166676250.00
12	0	76873333.33	117373333.33	51763333.33	182983333.33	18958333.33	84568333.33	150178333.33	215788333.33
13	0	46534666.67	37354666.67	63364666.67	63364666.67	-1660333.33	24349666.67	50359666.67	76369666.67
14	0	63205333.33	63446133.33	27205733.33	99686533.33	9085533.33	45325933.33	81566333.33	117806733.33
15	0	47260000.00	54479200.00	22669600.00	86288800.00	6764800.00	38574400.00	70384000.00	102193600.00
16	0	48446000.00	44094800.00	17262400.00	70927200.00	3846200.00	30678600.00	57511000.00	84343400.00
17	0	72446666.67	238917866.67	110322266.67	367513466.67	46024466.67	174620066.67	303215666.67	431811266.67
18	0	29047333.33	66867333.33	29657333.33	104077333.33	11052333.33	48262333.33	85472333.33	122682333.33
19	0	62580000.00	62941800.00	26580900.00	99302700.00	8400450.00	44761350.00	81122250.00	117483150.00
20	0	92616000.00	181716000.00	83706000.00	279726000.00	34701000.00	132711000.00	230721000.00	328731000.00
21	0	58096000.00	54353800.00	22204900.00	86502700.00	6130450.00	38279350.00	70428250.00	102577150.00
22	0	72705333.33	133168533.33	60236933.33	206100133.33	23771133.33	96702733.33	169634333.33	242565933.33
23	0	32404000.00	24524800.00	8364400.00	40685200.00	284200.00	16444600.00	32605000.00	48765400.00
24	0	55280000.00	131780000.00	59530000.00	204030000.00	23405000.00	95655000.00	167905000.00	240155000.00
25	0	97268000.00	231657800.00	109112900.00	354202700.00	47840450.00	170385350.00	292930250.00	415475150.00
26	0	39591333.33	27137133.33	10572233.33	43702033.33	2289783.33	18854683.33	35419583.33	51984483.33
27	0	81564000.00	91504000.00	41094000.00	141914000.00	15889000.00	66299000.00	116709000.00	167119000.00
28	0	108955333.33	384402533.33	184462933.33	584342133.33	84493133.33	284432733.33	484372333.33	684311933.33
29	0	130020000.00	407443200.00	196031600.00	618854800.00	90325800.00	301737400.00	513149000.00	724560600.00
30	0	80535500.00	90475500.00	40665500.00	140885500.00	14860500.00	65270500.00	115680500.00	166090500.00
31	0	51460000.00	110045800.00	49672900.00	170418700.00	19486450.00	79859350.00	140232250.00	200605150.00
32	0	93686666.67	151577866.67	67672266.67	235483466.67	25719466.67	109625066.67	193530666.67	277436266.67
33	0	54576000.00	48707200.00	21249600.00	76164800.00	7520800.00	34978400.00	62436000.00	89893600.00
34	0	86449333.33	190688533.33	87868933.33	293508133.33	36459133.33	139278733.33	242098333.33	344917933.33
35	0	42447619.05	18003174.60	4558730.16	31447619.05	-2163492.06	11280952.38	24725396.83	38169841.27
36	0	108361333.33	238544533.33	109948933.33	367140133.33	45651133.33	174246733.33	302842333.33	431437933.33
37	0	84154000.00	187174000.00	85164000.00	289184000.00	34159000.00	136169000.00	238179000.00	340189000.00
38	0	103518666.67	156243666.67	70681166.67	241806166.67	27899916.67	113462416.67	199024916.67	284587416.67
39	0	113748000.00	235848000.00	112638000.00	359058000.00	51033000.00	174243000.00	297453000.00	420663000.00
40	0	92440000.00	212785000.00	99362500.00	326207500.00	42651250.00	156073750.00	269496250.00	382918750.00
41	0	131274666.67	271694666.67	130084666.67	413304666.67	59279666.67	200889666.67	342499666.67	484109666.67
42	0	68233333.33	77734876.54	35122993.83	120346759.26	13817052.47	56428935.19	99040817.90	141652700.62
43	0	84001333.33	151341333.33	68531333.33	234151333.33	27126333.33	109936333.33	192746333.33	275556333.33
44	0	63303333.33	73128333.33	30225833.33	116030833.33	8774583.33	51677083.33	94579583.33	137482083.33



**Lampiran 27. Hasil estimasi Teori Bernoulli usahatani kubis lahan sawah tadah hujan (Desa Campang)**

No	THN			THP (a)	(THO)i			e			c			g		
	Harga	Produksi	Penerimaan		Harga	Produksi	Penerimaan	Harga	Produksi	Penerimaan	Harga	Produksi	Penerimaan	Harga	Produksi	Penerimaan
1	3300	13400	44220000	0	6600	13400	88440000	3300	13400	44220000	1650	13400	22110000	4950	13400	66330000
2	3200	25400	81280000	0	6400	25400	162560000	3200	25400	81280000	1600	25400	40640000	4800	25400	121920000
3	3400	40909	139090909	0	6800	40909	278181818	3400	40909	139090909	1700	40909	69545455	5100	40909	208636364
4	3000	40909	122727273	0	6000	40909	245454545	3000	40909	122727273	1500	40909	61363636	4500	40909	184090909
5	3500	33200	116200000	0	7000	33200	232400000	3500	33200	116200000	1750	33200	58100000	5250	33200	174300000
6	4000	20360	81440000	0	8000	20360	162880000	4000	20360	81440000	2000	20360	40720000	6000	20360	122160000
7	2750	21200	58300000	0	5500	21200	116600000	2750	21200	58300000	1375	21200	29150000	4125	21200	87450000
8	3500	16100	56350000	0	7000	16100	112700000	3500	16100	56350000	1750	16100	28175000	5250	16100	84525000
9	3500	20300	71050000	0	7000	20300	142100000	3500	20300	71050000	1750	20300	35525000	5250	20300	106575000
10	3500	24200	84700000	0	7000	24200	169400000	3500	24200	84700000	1750	24200	42350000	5250	24200	127050000
11	2800	21200	59360000	0	5600	21200	118720000	2800	21200	59360000	1400	21200	29680000	4200	21200	89040000
12	3400	16100	54740000	0	6800	16100	109480000	3400	16100	54740000	1700	16100	27370000	5100	16100	82110000
13	3500	24400	85400000	0	7000	24400	170800000	3500	24400	85400000	1750	24400	42700000	5250	24400	128100000
14	3300	24200	79860000	0	6600	24200	159720000	3300	24200	79860000	1650	24200	39930000	4950	24200	119790000
15	3000	54167	162500000	0	6000	54167	325000000	3000	54167	162500000	1500	54167	81250000	4500	54167	243750000
16	3800	17000	64600000	0	7600	17000	129200000	3800	17000	64600000	1900	17000	32300000	5700	17000	96900000
17	3000	24400	73200000	0	6000	24400	146400000	3000	24400	73200000	1500	24400	36600000	4500	24400	109800000
18	3500	20682	72386364	0	7000	20682	144772727	3500	20682	72386364	1750	20682	36193182	5250	20682	108579545
19	3800	24200	91960000	0	7600	24200	183920000	3800	24200	91960000	1900	24200	45980000	5700	24200	137940000
20	3500	22800	79800000	0	7000	22800	159600000	3500	22800	79800000	1750	22800	39900000	5250	22800	119700000
21	3000	21726	65178571	0	6000	21726	130357143	3000	21726	65178571	1500	21726	32589286	4500	21726	97767857
22	3600	20400	73440000	0	7200	20400	146880000	3600	20400	73440000	1800	20400	36720000	5400	20400	110160000
23	3500	22680	79380000	0	7000	22680	158760000	3500	22680	79380000	1750	22680	39690000	5250	22680	119070000
24	3500	16400	57400000	0	7000	16400	114800000	3500	16400	57400000	1750	16400	28700000	5250	16400	86100000
25	3300	20560	67848000	0	6600	20560	135696000	3300	20560	67848000	1650	20560	33924000	4950	20560	101772000
26	4000	12200	48800000	0	8000	12200	97600000	4000	12200	48800000	2000	12200	24400000	6000	12200	73200000
27	3100	17400	53940000	0	6200	17400	107880000	3100	17400	53940000	1550	17400	26970000	4650	17400	80910000
28	3800	14200	53960000	0	7600	14200	107920000	3800	14200	53960000	1900	14200	26980000	5700	14200	80940000
29	3500	22960	80360000	0	7000	22960	160720000	3500	22960	80360000	1750	22960	40180000	5250	22960	120540000
30	3500	16280	56980000	0	7000	16280	113960000	3500	16280	56980000	1750	16280	28490000	5250	16280	85470000
31	3500	22800	79800000	0	7000	22800	159600000	3500	22800	79800000	1750	22800	39900000	5250	22800	119700000



## Lampiran 27. Lanjutan

No	b			d			f			h		
	Harga	Produksi	Penerimaan	Harga	Produksi	Penerimaan	Harga	Produksi	Penerimaan	Harga	Produksi	Penerimaan
1	825	13400	11055000	2475	13400	33165000	4125	13400	55275000	5775	13400	77385000
2	800	25400	20320000	2400	25400	60960000	4000	25400	101600000	5600	25400	142240000
3	850	40909	34772727	2550	40909	104318182	4250	40909	173863636	5950	40909	243409091
4	750	40909	30681818	2250	40909	92045455	3750	40909	153409091	5250	40909	214772727
5	875	33200	29050000	2625	33200	87150000	4375	33200	145250000	6125	33200	203350000
6	1000	20360	20360000	3000	20360	61080000	5000	20360	101800000	7000	20360	142520000
7	688	21200	14575000	2063	21200	43725000	3438	21200	72875000	4813	21200	102025000
8	875	16100	14087500	2625	16100	42262500	4375	16100	70437500	6125	16100	98612500
9	875	20300	17762500	2625	20300	53287500	4375	20300	88812500	6125	20300	124337500
10	875	24200	21175000	2625	24200	63525000	4375	24200	105875000	6125	24200	148225000
11	700	21200	14840000	2100	21200	44520000	3500	21200	74200000	4900	21200	103880000
12	850	16100	13685000	2550	16100	41055000	4250	16100	68425000	5950	16100	95795000
13	875	24400	21350000	2625	24400	64050000	4375	24400	106750000	6125	24400	149450000
14	825	24200	19965000	2475	24200	59895000	4125	24200	99825000	5775	24200	139755000
15	750	54167	40625000	2250	54167	121875000	3750	54167	203125000	5250	54167	284375000
16	950	17000	16150000	2850	17000	48450000	4750	17000	80750000	6650	17000	113050000
17	750	24400	18300000	2250	24400	54900000	3750	24400	91500000	5250	24400	128100000
18	875	20682	18096591	2625	20682	54289773	4375	20682	90482955	6125	20682	126676136
19	950	24200	22990000	2850	24200	68970000	4750	24200	114950000	6650	24200	160930000
20	875	22800	19950000	2625	22800	59850000	4375	22800	99750000	6125	22800	139650000
21	750	21726	16294643	2250	21726	48883929	3750	21726	81473214	5250	21726	114062500
22	900	20400	18360000	2700	20400	55080000	4500	20400	91800000	6300	20400	128520000
23	875	22680	19845000	2625	22680	59535000	4375	22680	99225000	6125	22680	138915000
24	875	16400	14350000	2625	16400	43050000	4375	16400	71750000	6125	16400	100450000
25	825	20560	16962000	2475	20560	50886000	4125	20560	84810000	5775	20560	118734000
26	1000	12200	12200000	3000	12200	36600000	5000	12200	61000000	7000	12200	85400000
27	775	17400	13485000	2325	17400	40455000	3875	17400	67425000	5425	17400	94395000
28	950	14200	13490000	2850	14200	40470000	4750	14200	67450000	6650	14200	94430000
29	875	22960	20090000	2625	22960	60270000	4375	22960	100450000	6125	22960	140630000
30	875	16280	14245000	2625	16280	42735000	4375	16280	71225000	6125	16280	99715000
31	875	22800	19950000	2625	22800	59850000	4375	22800	99750000	6125	22800	139650000



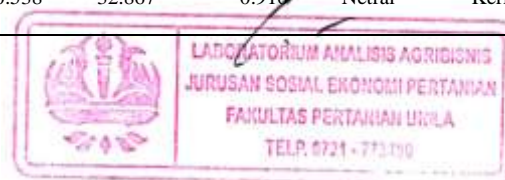
**Lampiran 28. Pendapatan pada saat harga keseimbangan pada lahan sawah tadah hujan**

No	a	i	e	c	g	b	d	f	h
1	0	72686666.67	28466666.67	6356666.67	50576666.67	-4698333.33	17411666.67	39521666.67	61631666.67
2	0	154034000.00	72754000.00	32114000.00	113394000.00	11794000.00	52434000.00	93074000.00	133714000.00
3	0	263570707.07	124479797.98	54934343.43	194025252.53	20161616.16	89707070.71	159252525.25	228797979.80
4	0	230011784.51	107284511.78	45920875.42	168648148.15	15239057.24	76602693.60	137966329.97	199329966.33
5	0	221620000.00	105420000.00	47320000.00	163520000.00	18270000.00	76370000.00	134470000.00	192570000.00
6	0	147520000.00	66080000.00	25360000.00	106800000.00	5000000.00	45720000.00	86440000.00	127160000.00
7	0	105671666.67	47371666.67	18221666.67	76521666.67	3646666.67	32796666.67	61946666.67	91096666.67
8	0	102330666.67	45980666.67	17805666.67	74155666.67	3718166.67	31893166.67	60068166.67	88243166.67
9	0	132913333.33	61863333.33	26338333.33	97388333.33	8575833.33	44100833.33	79625833.33	115150833.33
10	0	160696000.00	75996000.00	33646000.00	118346000.00	12471000.00	54821000.00	97171000.00	139521000.00
11	0	104810533.33	45450533.33	15770533.33	75130533.33	930533.33	30610533.33	60290533.33	89970533.33
12	0	96126666.67	41386666.67	14016666.67	68756666.67	331666.67	27701666.67	55071666.67	82441666.67
13	0	159752000.00	74352000.00	31652000.00	117052000.00	10302000.00	53002000.00	95702000.00	138402000.00
14	0	150376666.67	70516666.67	30586666.67	110446666.67	10621666.67	50551666.67	90481666.67	130411666.67
15	0	300936507.94	138436507.94	57186507.94	219686507.94	16561507.94	97811507.94	179061507.94	260311507.94
16	0	119924000.00	55324000.00	23024000.00	87624000.00	6874000.00	39174000.00	71474000.00	103774000.00
17	0	133040000.00	59840000.00	23240000.00	96440000.00	4940000.00	41540000.00	78140000.00	114740000.00
18	0	130303030.30	57916666.67	21723484.85	94109848.48	3626893.94	39820075.76	76013257.58	112206439.39
19	0	172328000.00	80368000.00	34388000.00	126348000.00	11398000.00	57378000.00	103358000.00	149338000.00
20	0	150632000.00	70832000.00	30932000.00	110732000.00	10982000.00	50882000.00	90782000.00	130682000.00
21	0	118898809.52	53720238.10	21130952.38	86309523.81	4836309.52	37425595.24	70014880.95	102604166.67
22	0	136700000.00	63260000.00	26540000.00	99980000.00	8180000.00	44900000.00	81620000.00	118340000.00
23	0	146760000.00	67380000.00	27690000.00	107070000.00	7845000.00	47535000.00	87225000.00	126915000.00
24	0	102696000.00	45296000.00	16596000.00	73996000.00	2246000.00	30946000.00	59646000.00	88346000.00
25	0	123112000.00	55264000.00	21340000.00	89188000.00	4378000.00	38302000.00	72226000.00	106150000.00
26	0	89513333.33	40713333.33	16313333.33	65113333.33	4113333.33	28513333.33	52913333.33	77313333.33
27	0	97036000.00	43096000.00	16126000.00	70066000.00	2641000.00	29611000.00	56581000.00	83551000.00
28	0	99280000.00	45320000.00	18340000.00	72300000.00	4850000.00	31830000.00	58810000.00	85790000.00
29	0	153530666.67	73170666.67	32990666.67	113350666.67	12900666.67	53080666.67	93260666.67	133440666.67
30	0	104133333.33	47153333.33	18663333.33	75643333.33	4418333.33	32908333.33	61398333.33	89888333.33
31	0	148300000.00	68500000.00	28600000.00	108400000.00	8650000.00	48550000.00	88450000.00	128350000.00



### Lampiran 29. Hasil estimasi fungsi utilitas petani dalam usahatani kubis

No	Fungsi utilitas	Sig m <sup>2</sup>	F	R Square	Perilaku Petani	Jenis Lahan
1	$U = -0.111 + 1.322M - 5.619 M^2$ (2.641) (-0.956)	0.376	18.598	0.861	Netral	Kering
2	$U = 1.411 + 6.752M - 1.663 M^2$ (7.569) (-4.346)	0.005***	58.246	0.951	Enggan	Kering
3	$U = 1.543 + 2.449M - 1.760 M^2$ (0.644) (-0.120)	0.909	2.047	0.406	Netral	Kering
4	$U = 2.420 + 8.476M - 2.743 M^2$ (5.077) (-3.403)	0.014 <sup>ooo</sup>	22.029	0.88	Enggan	Kering
5	$U = 0.756 + 4.925M - 1.081 M^2$ (1.293) (-0.631)	0.551	3.386	0.53	Netral	Kering
6	$U = 0.205 + 6.256M - 1.585 M^2$ (1.659) (-0.853)	0.427	4.851	0.618	Netral	Kering
7	$U = 4.071 + 7.708M - 3.300 M^2$ (2.664) (-1.576)	0.166 <sup>oo</sup>	6.166	0.673	Enggan	Kering
8	$U = 0.527 + 1.244M - 6.631 M^2$ (1.851) (-0.996)	0.358	5.364	0.641	Netral	Kering
9	$U = 1.732 + 1.217M - 1.468 M^2$ (0.538) (-0.028)	0.978	1.910	0.389	Netral	Kering
10	$U = 0.801 + 1.645M - 7.409 M^2$ (2.858) (-0.630)	0.552	29.052	0.906	Netral	Kering
11	$U = 0.783 + 6.066M - 1.628 M^2$ (1.190) (-0.552)	0.601	3.133	0.511	Netral	Kering
12	$U = 0.235 + 5.776M - 1.359 M^2$ (1.777) (-0.934)	0.387	5.291	0.638	Netral	Kering
13	$U = 0.522 + 1.431M - 7.671 M^2$ (2.857) (-1.119)	0.306	17.564	0.854	Netral	Kering
14	$U = -0.107 + 1.061M - 4.075 M^2$ (2.489) (-1.143)	0.297	11.868	0.798	Netral	Kering
15	$U = 0.029 + 1.263M - 6.118 M^2$ (2.319) (-1.168)	0.287	8.990	0.75	Netral	Kering
16	$U = 0.064 + 1.427M - 7.394 M^2$ (2.686) (-1.169)	0.287	14.668	0.83	Netral	Kering
17	$U = 1.656 + 1.353M - 4.829 M^2$ (0.617) (-0.097)	0.926	2.003	0.4	Netral	Kering
18	$U = 0.977 + 7.803M - 2.768 M^2$ (1.111) (-0.498)	0.636	2.901	0.492	Netral	Kering
19	$U = -0.074 + 1.066M - 4.148 M^2$ (2.504) (-1.159)	0.291	11.836	0.798	Netral	Kering
20	$U = 0.625 + 3.273M - 4.654 M^2$ (1.308) (-0.650)	0.548	3.480	0.537	Netral	Kering
21	$U = -0.021 + 1.188M - 5.084 M^2$ (2.622) (-0.673)	0.292	13.869	0.822	Netral	Kering
22	$U = 0.511 + 4.684M - 9.397 M^2$ (1.411) (-0.713)	0.494	3.897	0.565	Netral	Kering
23	$U = 0.342 + 2.172M - 1.609 M^2$ (2.867) (-1.002)	0.355	21.609	0.878	Netral	Kering
24	$U = 1.035 + 3.809M - 6.552 M^2$ (1.041) (-0.444)	0.673	2.748	0.478	Netral	Kering
25	$U = 1.017 + 2.135M - 2.008 M^2$ (0.992) (-0.403)	0.701	2.662	0.47	Netral	Kering
26	$U = 0.187 + 1.800M - 8.087 M^2$ (2.827) (-0.653)	0.538	32.867	0.916	Netral	Kering



## Lampiran 29. Lanjutan

27	$U = -0.148 + 7.648M - 2.155 M^2$ (2.276) (-1.101)	0.313	9.297	0.756	Netral	Kering
28	$U = 1.798 + 7.004M + 1.536 M^2$ (0.497) (0.008)	0.994	1.864	0.383	Netral	Kering
29	$U = 1.583 + 8.166M - 1.742 M^2$ (0.620) (-0.099)	0.924	2.014	0.402	Netral	Kering
30	$U = -0.188 + 7.714M - 2.207 M^2$ (2.292) (-1.117)	0.307	9.315	0.756	Netral	Kering
31	$U = 0.817 + 5.053M - 1.140 M^2$ (1.199) (-0.562)	0.595	3.142	0.512	Netral	Kering
32	$U = 0.307 + 4.385M - 7.951 M^2$ (1.663) (-0.867)	0.419	4.773	0.614	Netral	Kering
33	$U = -0.151 + 1.308M - 5.776 M^2$ (2.583) (-1.036)	0.340	15.552	0.838	Netral	Kering
34	$U = 0.865 + 2.825M - 3.555 M^2$ (1.129) (-0.508)	0.630	2.973	0.498	Netral	Kering
35	$U = 0.888 + 1.754M - 2.882 M^2$ (5.204) (-0.351)	0.738	141.969	0.979	Netral	Kering
36	$U = 0.861 + 2.263M - 2.279 M^2$ (1.131) (-0.510)	0.628	2.980	0.498	Netral	Kering
37	$U = 0.890 + 2.865M - 3.677 M^2$ (1.131) (-0.511)	0.627	2.971	0.498	Netral	Kering
38	$U = 0.174 + 4.376M - 7.710 M^2$ (1.769) (-0.921)	0.393	5.321	0.639	Netral	Kering
39	$U = 0.712 + 2.395M - 2.490 M^2$ (1.177) (-0.538)	0.610	3.312	0.511	Netral	Kering
40	$U = 0.947 + 2.419M - 2.596 M^2$ (1.051) (-0.448)	0.670	2.791	0.482	Netral	Kering
41	$U = 0.707 + 2.080M - 1.877 M^2$ (1.177) (-0.537)	0.611	3.134	0.511	Netral	Kering
42	$U = -0.149 + 9.034M - 3.013 M^2$ (2.244) (-1.092)	0.317	8.992	0.75	Netral	Kering
43	$U = 0.478 + 4.163M - 7.384 M^2$ (1.466) (-0.744)	0.485	3.993	0.571	Netral	Kering
44	$U = 0.045 + 9.392M - 3.392 M^2$ (2.322) (-1.172)	0.285	8.964	0.749	Netral	Kering
45	$U = 0.979 + 1.106M - 2.006 M^2$ (5.486) (-0.684)	0.519	126.013	0.997	Netral	Sawah
46	$U = 0.183 + 5.507M - 3.005 M^2$ (20.388) (-1.747)	0.131 <sup>000</sup>	2.343E	0.999	Enggan	Sawah
47	$U = 0.183 + 3.218M - 1.027 M^2$ (20.357) (-1.746)	0.131 <sup>000</sup>	2.336E	0.999	Enggan	Sawah
48	$U = 0.230 + 3.713M - 1.558 M^2$ (16.860) (-1.652)	0.150 <sup>000</sup>	1.553E	0.998	Enggan	Sawah
49	$U = 0.157 + 3.810M - 1.309 M^2$ (23.159) (-1.802)	0.122 <sup>000</sup>	3.081E	0.999	Enggan	Sawah
50	$U = 0.393 + 5.840M - 4.959 M^2$ (10.974) (-1.374)	0.219	603.533	0.995	Netral	Sawah
51	$U = 0.390 + 8.153M - 9.633 M^2$ (11.046) (-1.379)	0.217	612.457	0.995	Netral	Sawah
52	$U = 0.380 + 8.419M - 1.017 M^2$ (11.268) (-1.394)	0.213	640.073	0.995	Netral	Sawah
53	$U = 0.238 + 6.431M - 4.765 M^2$ (16.385) (-1.636)	0.153 <sup>00</sup>	1.459E	0.998	Enggan	Sawah



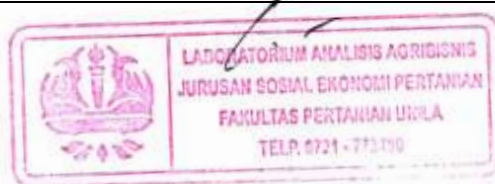


### Lampiran 29. Lanjutan

54	$U = 0.178 + 5.274M - 2.714 M^2$ (20.828) (-1.756)	0.130 <sup>ooo</sup>	2.454E	0.999	Enggan	Sawah
55	$U = 0.533 + 8.178M - 1.073 M^2$ (8.678) (-1.177)	0.284	456.980	0.992	Netral	Sawah
56	$U = 0.565 + 8.896M - 1.288 M^2$ (8.305) (-1.137)	0.299	323.446	0.991	Netral	Sawah
57	$U = 0.238 + 5.351M - 3.300 M^2$ (16.376) (-1.636)	0.153 <sup>oo</sup>	1.458E	0.998	Enggan	Sawah
58	$U = 0.210 + 5.664M - 3.444 M^2$ (18.195) (-1.692)	0.142 <sup>ooo</sup>	1.832E	0.998	Enggan	Sawah
59	$U = 0.248 + 2.852M - 1.026 M^2$ (14.202) (-1.552)	0.172 <sup>oo</sup>	1.067E	0.997	Enggan	Sawah
60	$U = 0.273 + 7.151M - 6.323 M^2$ (14.672) (-1.572)	0.167 <sup>oo</sup>	1.146E	0.997	Enggan	Sawah
61	$U = 0.376 + 6.475M - 5.990 M^2$ (11.367) (-1.400)	0.211	652.699	0.995	Netral	Sawah
62	$U = 0.426 + 6.610M - 6.543 M^2$ (10.308) (-1.325)	0.234	524.994	0.994	Netral	Sawah
63	$U = 0.230 + 4.956M - 2.780 M^2$ (16.828) (-1.651)	0.150 <sup>ooo</sup>	1.547E	0.998	Enggan	Sawah
64	$U = 0.199 + 5.646M - 3.324 M^2$ (18.976) (-1.713)	0.138 <sup>ooo</sup>	2.007E	0.999	Enggan	Sawah
65	$U = 0.357 + 7.244M - 7.341 M^2$ (11.833) (-1.430)	0.203	713.488	0.996	Enggan	Sawah
66	$U = 0.260 + 6.267M - 4.744 M^2$ (15.228) (-1.594)	0.162 <sup>oo</sup>	1.244E	0.998	Netral	Sawah
67	$U = 0.292 + 5.852M - 4.376 M^2$ (13.895) (-1.538)	0.175 <sup>oo</sup>	1.017e	0.997	Enggan	Sawah
68	$U = 0.459 + 8.379M - 1.078 M^2$ (9.730) (-1.277)	0.249	461.458	0.994	Netral	Sawah
69	$U = 0.384 + 6.998M - 7.057 M^2$ (11.173) (-1.387)	0.215	628.151	0.995	Netral	Sawah
70	$U = 0.330 + 9.614M - 1.250 M^2$ (12.603) (-1.474)	0.191 <sup>oo</sup>	820.394	0.996	Enggan	Sawah
71	$U = 0.430 + 8.875M - 1.183 M^2$ (10.245) (-1.320)	0.235	517.840	0.994	Netral	Sawah
72	$U = 0.315 + 8.662M - 9.937 M^2$ (13.072) (-1.499)	0.185 <sup>oo</sup>	889.304	0.997	Enggan	Sawah
73	$U = 0.151 + 5.491M - 2.643 M^2$ (24.045) (-1,817)	0.119 <sup>ooo</sup>	3.339E	0.999	Enggan	Sawah
74	$U = 0.348 + 8.269M - 9.462 M^2$ (12.078) (-1.444)	0.199 <sup>oo</sup>	746.652	0.996	Enggan	Sawah
75	$U = 0.268 + 5.781M - 4.094 M^2$ (14.890) (-1.581)	0.165 <sup>oo</sup>	1.184E	0.997	Enggan	Sawah

Keterangan :

- \*\*\* : Signifikan pada 99%  
 \*\* : Signifikan pada 95%  
 \* : Signifikan pada 90%  
 ooo : Signifikan pada 85%  
 oo : Signifikan pada 80%



**Lampiran 30. Hasil uji beda pendapatan usahatani kubis pada lahan kering dan lahan sawah tadah hujan.**

**Group Statistics**

Lahan		N	Mean	Std. Deviation	Std. Error Mean
Pendapatan	Lahan Sawah	31	5.6540E7	2.32578E7	4.17722E6
	Lahan kering	44	2.3173E7	1.29521E7	1.95260E6

**Independent Samples Test**

		Levene's Test for Equality of Variances		t-test for Equality of Means						
		F	Sig.	t	df	Sig. (2-tailed)	Mean Difference	Std. Error Difference	95% Confidence Interval of the Difference	
									Lower	Upper
Pendapatan	Equal variances assumed	5.214	.025	7.941	73	.000	3.33673E7	4.20197E6	2.49928E7	4.17418E7
	Equal variances not assumed			7.236	43.106	.000	3.33673E7	4.61106E6	2.40688E7	4.26657E7



**Lampiran 31. Hasil uji beda produktivitas tanaman kubis pada lahan kering dan lahan sawah tadah hujan**

**Group Statistics**

Lhn		N	Mean	Std. Deviation	Std. Error Mean
Prod	Lahan Sawah	31	22.9916	8.77366	1.57580
	Lahan Kering	44	15.0955	6.32146	.95300

**Independent Samples Test**

		Levene's Test for Equality of Variances		t-test for Equality of Means						
		F	Sig.	t	df	Sig. (2-tailed)	Mean Difference	Std. Error Difference	95% Confidence Interval of the Difference	
									Lower	Upper
Prod	Equal variances assumed	.147	.702	4.533	73	.000	7.89616	1.74175	4.42485	11.36747
	Equal variances not assumed			4.288	51.181	.000	7.89616	1.84156	4.19939	11.59292



### Lampiran 32. Hasil uji beda risiko produksi

#### a) Mean (E)

Group Statistics

Lahan	N	Mean	Std. Deviation	Std. Error Mean
Eprod lahan kering	44	1.21928E4	5912.903401	891.403727
lahan sawah	31	1.81893E4	6658.419439	1195.887434

Independent Samples Test

	Levene's Test for Equality of Variances	t-test for Equality of Means								
		F	Sig.	t	df	Sig. (2-tailed)	Mean Difference	Std. Error Difference	95% Confidence Interval of the Difference	
									Lower	Upper
Eprod Equal variances assumed	.009	.926	-4.105	73	.000	-5996.554323	1460.890139	-8908.104170	-3085.004475	
Equal variances not assumed			-4.020	59.733	.000	-5996.554323	1491.558702	-8980.390570	-3012.718075	

#### b) Simpangan baku (V)

Group Statistics

Lahan	N	Mean	Std. Deviation	Std. Error Mean
Vprod lahan kering	44	7.78377E3	8317.728851	1253.944805
lahan sawah	31	1.00538E4	3931.036361	706.034973



**Independent Samples Test**

		Levene's Test for Equality of Variances		t-test for Equality of Means						
		F	Sig.	t	df	Sig. (2-tailed)	Mean Difference	Std. Error Difference	95% Confidence Interval of the Difference	
									Lower	Upper
Vprod	Equal variances assumed	.222	.639	-1.411	73	.163	-2269.998089	1609.342243	-5477.412555	937.416377
	Equal variances not assumed			-1.577	65.194	.120	-2269.998089	1439.049324	-5143.815713	603.819536

**c) Koefisien Variasi (CV)**

**Group Statistics**

Lahan		N	Mean	Std. Deviation	Std. Error Mean
CVprod	lahan kering	44	.60489	.177402	.026744
	lahan sawah	31	.55148	.049952	.008972



**Independent Samples Test**

		Levene's Test for Equality of Variances		t-test for Equality of Means						
		F	Sig.	t	df	Sig. (2-tailed)	Mean Difference	Std. Error Difference	95% Confidence Interval of the Difference	
									Lower	Upper
CVprod	Equal variances assumed	5.618	.020	1.628	73	.108	.053402	.032798	-.011964	.118769
	Equal variances not assumed			1.893	52.274	.164	.053402	.028209	-.003196	.110001

**d) Batas bawah (L)**

**Group Statistics**

Lahan		N	Mean	Std. Deviation	Std. Error Mean
Lprod	lahan kering	44	-3.37478E3	1.209928E4	1824.035133
	lahan sawah	31	-1.91822E3	2241.142017	402.520989



**Independent Samples Test**

		Levene's Test for Equality of Variances		t-test for Equality of Means						
		F	Sig.	t	df	Sig. (2-tailed)	Mean Difference	Std. Error Difference	95% Confidence Interval of the Difference	
									Lower	Upper
Lprod	Equal variances assumed	1.362	.247	-.661	73	.511	-1456.557925	2203.395368	-5847.918560	2934.802710
	Equal variances not assumed			-.780	47.130	.439	-1456.557925	1867.920585	-5214.056276	2300.940425

### Lampiran 33. Hasil uji beda risiko harga

#### a) Mean (E)

**Group Statistics**

Lahan	N	Mean	Std. Deviation	Std. Error Mean
Eharga lahan kering	44	1.82443E3	219.307017	33.061777
lahan sawah	31	1.82796E3	237.799913	42.710125

**Independent Samples Test**

	Levene's Test for Equality of Variances	t-test for Equality of Means								
		F	Sig.	t	df	Sig. (2-tailed)	Mean Difference	Std. Error Difference	95% Confidence Interval of the Difference	
									Lower	Upper
Eharga Equal variances assumed	.252	.617	-.066	73	.947	-3.525195	53.250035	-109.652362	102.601972	
Equal variances not assumed			-.065	61.355	.948	-3.525195	54.011442	-111.515102	104.464711	

#### b) Simpangan baku (V)

**Group Statistics**

Lahan	N	Mean	Std. Deviation	Std. Error Mean
vharga lahan kering	44	1.08240E3	250.623185	37.782867
lahan sawah	31	1.36282E3	131.041896	23.535819



**Independent Samples Test**

		Levene's Test for Equality of Variances		t-test for Equality of Means						
		F	Sig.	t	df	Sig. (2-tailed)	Mean Difference	Std. Error Difference	95% Confidence Interval of the Difference	
									Lower	Upper
vharga	Equal variances assumed	6.674	.012	-5.698	73	.000	-280.420386	49.218125	-378.511968	-182.328803
	Equal variances not assumed			-6.300	68.140	.000	-280.420386	44.513816	-369.243026	-191.597746

**c) Koefisien Variasi (CV)**

**Group Statistics**

Lahan		N	Mean	Std. Deviation	Std. Error Mean
CVharga	lahan kering	44	.60198	.159718	.024078
	lahan sawah	31	.75606	.117230	.021055





## Independent Samples Test

		Levene's Test for Equality of Variances		t-test for Equality of Means						
		F	Sig.	t	df	Sig. (2-tailed)	Mean Difference	Std. Error Difference	95% Confidence Interval of the Difference	
									Lower	Upper
CVharga	Equal variances assumed	2.645	.108	-4.570	73	.000	-.154087	.033716	-.221283	-.086891
	Equal variances not assumed			-4.817	72.850	.000	-.154087	.031986	-.217837	-.090337

## d) Batas bawah (L)

## Group Statistics

		N	Mean	Std. Deviation	Std. Error Mean
Lahan					
Lharga	lahan kering	44	-3.40361E2	542.086204	81.722570
	lahan sawah	31	-8.97676E2	294.084967	52.819219



## Independent Samples Test

		Levene's Test for Equality of Variances		t-test for Equality of Means						
		F	Sig.	t	df	Sig. (2-tailed)	Mean Difference	Std. Error Difference	95% Confidence Interval of the Difference	
									Lower	Upper
Lharga	Equal variances assumed	7.917	.006	5.203	73	.000	557.315671	107.107129	343.851471	770.779870
	Equal variances not assumed			5.727	69.136	.000	557.315671	97.305952	363.202438	751.428904

**Lampiran 34. Hasil uji beda risiko pendapatan**

**a) Mean (E)**



**Group Statistics**

Lahan		N	Mean	Std. Deviation	Std. Error Mean
Ependapatan	lahan kering	44	1.70620E7	1.251355E7	1.886489E6
	lahan sawah	31	3.08793E7	1.509642E7	2.711397E6

**Independent Samples Test**

	Levene's Test for Equality of Variances	t-test for Equality of Means								
		F	Sig.	t	df	Sig. (2-tailed)	Mean Difference	Std. Error Difference	95% Confidence Interval of the Difference	
									Lower	Upper
Ependapatan	Equal variances assumed	1.653	.203	-4.322	73	.000	-1.381731E7	3.197114E6	-2.018915E7	-7.445475E6
	Equal variances not assumed			-4.183	56.790	.000	-1.381731E7	3.303107E6	-2.043220E7	-7.202426E6

## b) Simpangan baku (V)

Group Statistics

Lahan		N	Mean	Std. Deviation	Std. Error Mean
Vpendapatan	lahan kering	44	1.89883E7	2.488980E7	3.752279E6
	lahan sawah	31	2.74210E7	1.183976E7	2.126484E6

Independent Samples Test

		Levene's Test for Equality of Variances		t-test for Equality of Means						
		F	Sig.	t	df	Sig. (2-tailed)	Mean Difference	Std. Error Difference	95% Confidence Interval of the Difference	
									Lower	Upper
Vpendapatan	Equal variances assumed	.342	.560	-1.750	73	.084	-8.432760E6	4.820003E6	-1.803901E7	1.173492E6
	Equal variances not assumed			-1.955	65.388	.055	-8.432760E6	4.312949E6	-1.704534E7	1.798238E5

## c) Koefisien Variasi (CV)

Group Statistics

Lahan		N	Mean	Std. Deviation	Std. Error Mean
CVpendapatan	lahan kering	44	1.11311	.406045	.061214
	lahan sawah	31	.93748	.224952	.040403



## Independent Samples Test

	Levene's Test for Equality of Variances		t-test for Equality of Means							
	F	Sig.	t	df	Sig. (2-tailed)	Mean Difference	Std. Error Difference	95% Confidence Interval of the Difference		
								Lower	Upper	
CVpendapatan	Equal variances assumed	4.227	.043	2.181	73	.032	.175630	.080520	.015154	.336106
	Equal variances not assumed			2.395	69.673	.190	.175630	.073345	.029336	.321924

## d) Batas bawah (L)

## Group Statistics

Lahan	N	Mean	Std. Deviation	Std. Error Mean
Lpendapatan lahan kering	44	-2.09145E7	3.899050E7	5.878039E6
lahan sawah	31	-2.39627E7	1.263373E7	2.269084E6



## Independent Samples Test

	Levene's Test for Equality of Variances		t-test for Equality of Means							
	F	Sig.	t	df	Sig. (2-tailed)	Mean Difference	Std. Error Difference	95% Confidence Interval of the Difference		
								Lower	Upper	
Lpendapatan	Equal variances assumed	.521	.473	.419	73	.676	3.048207E6	7.269510E6	-1.143991E7	1.753632E7
	Equal variances not assumed			.484	55.019	.630	3.048207E6	6.300800E6	-9.578780E6	1.567519E7

**Lampiran 35. Hasil regresi faktor-faktor yang mempengaruhi perilaku petani terhadap risiko.**

Dependent Variable: PERILAKU

Method: ML - Binary Logit (Quadratic hill climbing)

Date: 05/12/14 Time: 03:24

Sample: 1 75

Included observations: 75

Convergence achieved after 13 iterations

Covariance matrix computed using second derivatives

Variable	Coefficient	Std. Error	z-Statistic	Prob.
C	2.061644	3.683941	0.559630	0.5757
RISIKO	0.074680	0.333792	0.223733	0.8230
PENDAPATAN	-4.370700	1.520700	-2.869899	0.0041
LUASLAHAN	1.084473	5.977105	1.814379	0.0696
UMUR	-0.147271	0.089494	-1.645597	0.0998
PENDIDIKAN	0.071106	0.152138	0.467377	0.6402
PENGALAMAN	0.131310	0.086174	1.523780	0.1276
TANGGUNGAN	0.847839	0.495517	1.711018	0.0871
JENISLAHAN	2.014673	1.123560	1.793115	0.0730
Mean dependent var	0.706667	S.D. dependent var	0.458356	
S.E. of regression	0.320008	Akaike info criterion	0.901977	
Sum squared resid	6.758718	Schwarz criterion	1.180076	
Log likelihood	-24.82415	Hannan-Quinn criter.	1.013019	
Restr. log likelihood	-45.38320	Avg. log likelihood	-0.330989	
LR statistic (8 df)	41.11811	Mcfadden R-squared	0.453010	
Probability(LR stat)	0.000198			
Obs with Dep=0	22	Total obs	75	
Obs with Dep=1	53			



**Lampiran 36. Nilai odds rasio**

Variabel	Koefisien ( $\beta$ )	Odds Rasio ( $e^{\beta}$ )
C	2.061644	7.85888
Risiko	0.074680	1.07754
Pendapatan	-4.370700	0.01264
Luaslahan	1.084473	2.95788
Umur	-0.147271	0.86306
Pendidikan	0.071106	1.07370
Pengalaman	0.131310	1.14032
Tanggungan	0.847839	2.33460
Jenislahan	2.014673	7.49828

Keterangan :

Nilai Odds Rasio =  $e^{\beta}$



**Lampiran 37. Gambar Usahatani Kubis pada Lahan Kering dan Lahan Sawah tadah Hujan**



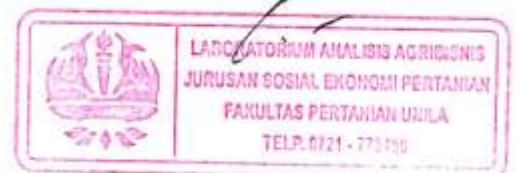
(a) Usahatani kubis pada lahan kering



(b) Kubis lahan kering



(c) Embung



**Lampiran 37. Lanjutan**



(d) Usahatani kubis pada lahan sawah tadah hujan



(e) Kubis pada lahan sawah tadah hujan

