

### LAMPIRAN 3

#### HASIL UJI STATISTIK DESKRIPTIF

**Descriptive Statistics**

	N	Minimum	Maximum	Mean	Std. Deviation
Kom_Indep	42	.200	.660	.43824	.115694
Mngr_Own	42	.000	.110	.00564	.018147
Board_Size	42	2.000	12.000	5.28571	2.402090
Con_ACC	42	17.33	28.25	23.8678	2.99509
Valid N (listwise)	42				

## LAMPIRAN 4

### HASIL PERHITUNGAN UJI REGRESI LINEAR BERGANDA DENGAN SPSS

#### a. Hasil Uji Regresi Linear Berganda

Coefficients<sup>a</sup>

Model		Unstandardized Coefficients		Standardized Coefficients	t	Sig.
		B	Std. Error	Beta		
1	(Constant)	20.865	1.992		10.475	.000
	Kom_Indep	.924	3.761	.036	.246	.807
	Mngr_Own	-23.918	24.258	-.145	-.986	.330
	Board_Size	.517	.182	.415	2.836	.007

a. Dependent Variable: Con\_ACC

#### b. Hasil uji F (uji ANOVA)

ANOVA<sup>b</sup>

Model		Sum of Squares	df	Mean Square	F	Sig.
1	Regression	77.539	3	25.846	3.384	.028 <sup>a</sup>
	Residual	290.253	38	7.638		
	Total	367.792	41			

a. Predictors: (Constant), Board\_Size, Kom\_Indep, Mngr\_Own

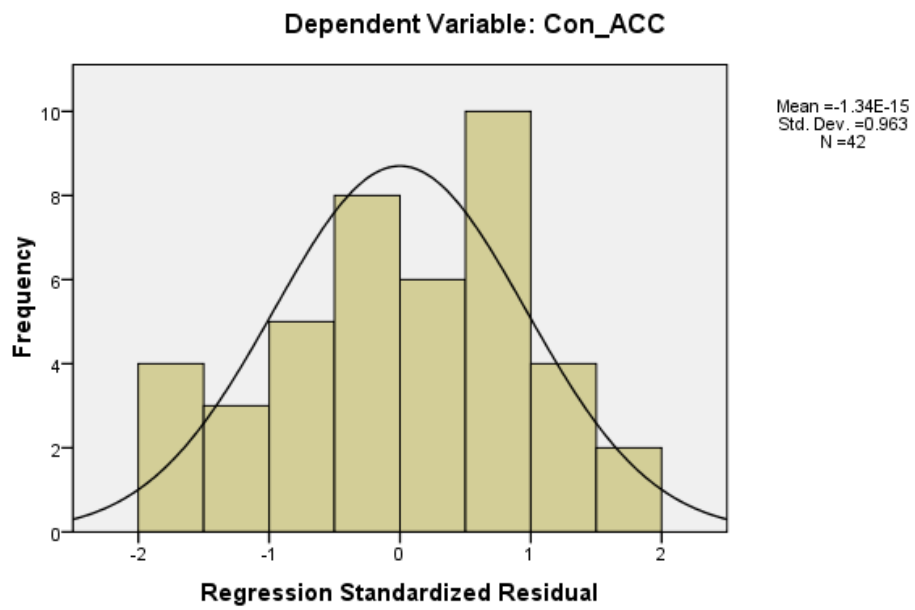
b. Dependent Variable: Con\_ACC

## LAMPIRAN 5

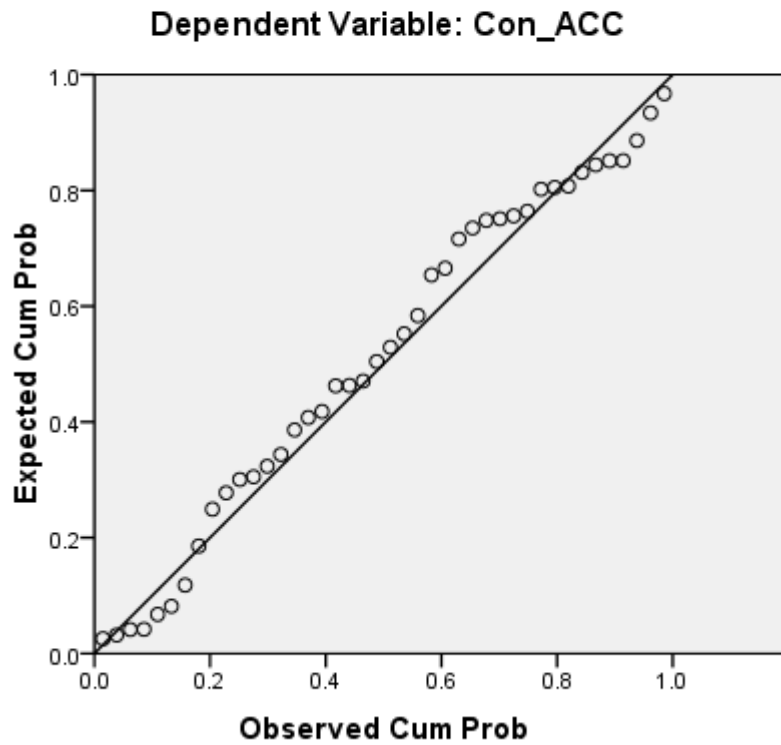
### Hasil Uji Asumsi Klasik

#### A. Uji Normalitas

##### Histogram



### Normal P-P Plot of Regression Standardized Residual



### One-Sample Kolmogorov-Smirnov Test

		Unstandardized Residual
N		42
Normal Parameters <sup>a,b</sup>	Mean	.0000000
	Std. Deviation	2.66070430
Most Extreme Differences	Absolute	.104
	Positive	.069
	Negative	-.104
Kolmogorov-Smirnov Z		.676
Asymp. Sig. (2-tailed)		.750

a. Test distribution is Normal.

b. Calculated from data.

## B. Uji Moultikolonieritas

c

Model	Unstandardized Coefficients		Standardized Coefficients	t	Sig.	Collinearity Statistics	
	B	Std. Error	Beta			Tolerance	VIF
1 (Constant)	20.865	1.992		10.475	.000		
Kom_Indep	.924	3.761	.036	.246	.807	.984	1.016
Mngr_Own	-23.918	24.258	-.145	-.986	.330	.961	1.040
Board_Size	.517	.182	.415	2.836	.007	.972	1.029

a. Dependent Variable: Con\_ACC

## C. Uji Autokorelasi

### a. Hasil Uji Auto Korelasi

Model Summary<sup>b</sup>

Model	R	R Square	Adjusted R Square	Std. Error of the Estimate	Durbin-Watson
1	.459 <sup>a</sup>	.211	.149	2.76374	1.836

a. Predictors: (Constant), Board\_Size, Kom\_Indep, Mngr\_Own

b. Dependent Variable: Con\_ACC

### b. Klasifikasi Nilai Durbin-Watson

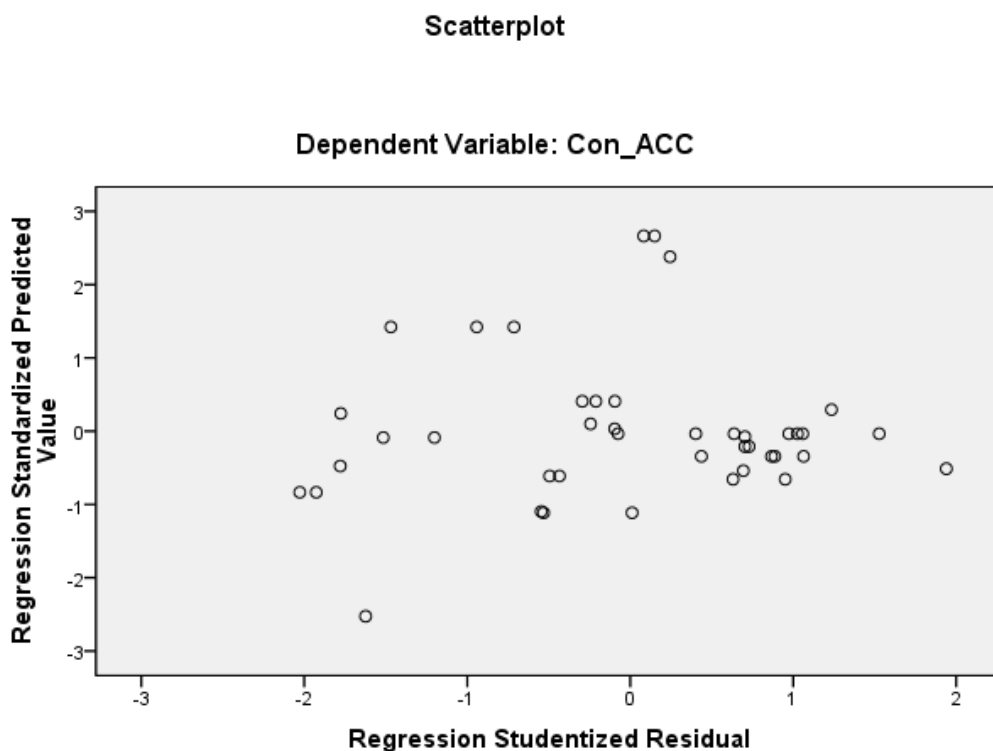
Jika	Hipotesis nol	Keputusan
$0 < d < dl$	Tdk ada autokorelasi positif	Tolak
$dl \leq d \leq du$	Tdk ada autokorelasi positif	No decision
$4 - dl < d < 4$	Tdk ada korelasi negative	Tolak
$4 - du \leq d \leq 4 - dl$	Tdk ada korelasi negative	No decision
$Du < d < 4 - du$	Tdk ada autokorelasi positif dan negatif	Tdk Tolak

### c. Interpretasi Hasil Autokorelasi Durbin-Watson

Nilai d	Hipotesis nol	Keputusan
$0 < d < 1.2022$	Tdk ada autokorelasi positif	Tolak
$1.2022 \leq d \leq 1.8451$	Tdk ada autokorelasi positif	No decision
$2.7978 < d < 4$	Tdk ada korelasi negative	Tolak
$2.1549 \leq d \leq 2.7978$	Tdk ada korelasi negative	No decision
$1.8451 < d < 2.1549$	Tdk ada autokorelasi positif dan negative	Tdk Tolak

### D. Uji Heterokedasitas

#### Hasil Uji Heterokedastisitas



## LAMPIRAN 6

### DAFTAR POPULASI PERUSAHAAN

1.	ASRI	PT Alam Sutera Realty Tbk
2.	BAPA	PT Bekasi Asri Pemula Tbk
3.	BIPP	PT Bhuwanatala Indah Permai Tbk
4.	BKDP	PT Bukit Darmo Property Tbk
5.	BKSL	PT Bukit Sentul Tbk
6.	BMSR	PT Bintang Mitra Semestaraya Tbk
7.	BSDE	PT Bumi Serpong Damai Tbk.
8.	CKRA	PT Ciptojaya Kontrindoreksa Tbk
9.	COWL	PT Cowell Development Tbk.
10.	CTRA	PT Ciputra Development Tbk
11.	CTRP	PT Ciputra Property Tbk.
12.	CTRS	PT Ciputra Surya Tbk
13.	DART	PT Duta Anggada Realty Tbk
14.	DGIK	PT Duta Graha Indah Tbk
15.	DILD	PT Dharmala Intiland Tbk
16.	DUTI	PT Duta Pertiwi Tbk
17.	ELTY	PT Bakrieland Development Tbk
18.	GMTD	PT Gowa Makasar Tourism Development Tbk
19.	GPRA	PT Perdana GapuraprimaTbk
20.	INPP	PT Indonesian Paradise Property Tbk
21.	JAKA	PT Jaka Artha Graha Tbk
22.	JIHD	PT Jakarta Int Hotel & Development Tbk
23.	JRPT	PT Jaya Real Property Tbk
24.	JSPT	PT Jakarta Setiabudi Property Tbk

25.	KARK	PT Karka Yasa Profilia Tbk
26.	KIJA	PT Kawasan Industri Jababeka Tbk
27.	KPIG	PT Krida Perdana Indah Graha Tbk
28.	LAMI	PT Lamicitra nusantara Tbk
29.	LCGP	PT Laguna cipta Tbk
30.	LPCK	PT Lippo Cikarang Tbk
31.	LPKR	PT Lippo Karawaci Tbk
32.	MAMI	PT Mas Murni Indonesia Tbk
33.	MDLN	PT Modernland Realty Tbk
34.	MTSM	PT Metro Supermarket Tbk
35.	OMRE	PT Indonesia Prima Property Tbk
36.	PJAA	PT Pembangunan Jaya Ancol Tbk
37.	PNSE	PT Pudjiadji and Sons Tbk
38.	PSAB	PT Pelita Sejahtera Abadi Tbk
39.	PTRA	PT New Century Development Tbk
40.	PUDP	PT Pudjiadji Prestige Tbk
41.	PWON	PT Pakuwon Jati Tbk
42.	PWSI	PT Panca Wiratama Sakti Tbk
43.	RMBS	PT Ristia Bintang Mahkota Sejati Tbk
44.	RODA	PT Royal Oak Development Tbk
45.	SIIP	PT Surya Inti Permata Tbk
46.	SMDM	PT Surya Mas Duta Makmur Tbk
47.	SMRA	PT Summarecon Agung Tbk
48.	SSIA	PT Surya Semesta Internusa Tbk